



NRC Publications Archive Archives des publications du CNRC

Manipulation of a nuclear spin by a magnetic domain wall in a quantum hall ferromagnet

Korkusinski, M.; Hawrylak, P.; Liu, H. W.; Hirayama, Y.

This publication could be one of several versions: author's original, accepted manuscript or the publisher's version. / La version de cette publication peut être l'une des suivantes : la version prépublication de l'auteur, la version acceptée du manuscrit ou la version de l'éditeur.

For the publisher's version, please access the DOI link below. / Pour consulter la version de l'éditeur, utilisez le lien DOI ci-dessous.

Publisher's version / Version de l'éditeur:

<https://doi.org/10.1038/srep43553>

Scientific Reports, 7, 2017-03-06

NRC Publications Record / Notice d'Archives des publications de CNRC:

<https://nrc-publications.canada.ca/eng/view/object/?id=da0f72d3-6a9f-4d8f-98ee-fb87fc898058>

<https://publications-cnrc.canada.ca/fra/voir/objet/?id=da0f72d3-6a9f-4d8f-98ee-fb87fc898058>

Access and use of this website and the material on it are subject to the Terms and Conditions set forth at

<https://nrc-publications.canada.ca/eng/copyright>

READ THESE TERMS AND CONDITIONS CAREFULLY BEFORE USING THIS WEBSITE.

L'accès à ce site Web et l'utilisation de son contenu sont assujettis aux conditions présentées dans le site

<https://publications-cnrc.canada.ca/fra/droits>

LISEZ CES CONDITIONS ATTENTIVEMENT AVANT D'UTILISER CE SITE WEB.

Questions? Contact the NRC Publications Archive team at

PublicationsArchive-ArchivesPublications@nrc-cnrc.gc.ca. If you wish to email the authors directly, please see the first page of the publication for their contact information.

Vous avez des questions? Nous pouvons vous aider. Pour communiquer directement avec un auteur, consultez la première page de la revue dans laquelle son article a été publié afin de trouver ses coordonnées. Si vous n'arrivez pas à les repérer, communiquez avec nous à PublicationsArchive-ArchivesPublications@nrc-cnrc.gc.ca.



SCIENTIFIC REPORTS



OPEN

Manipulation of a Nuclear Spin by a Magnetic Domain Wall in a Quantum Hall Ferromagnet

M. Korkusinski¹, P. Hawrylak², H. W. Liu³ & Y. Hirayama⁴

Received: 23 September 2016

Accepted: 25 January 2017

Published: 06 March 2017

The manipulation of a nuclear spin by an electron spin requires the energy to flip the electron spin to be vanishingly small. This can be realized in a many electron system with degenerate ground states of opposite spin polarization in different Landau levels. We present here a microscopic theory of a domain wall between spin unpolarized and spin polarized quantum Hall ferromagnet states at filling factor two with the Zeeman energy comparable to the cyclotron energy. We determine the energies and many-body wave functions of the electronic quantum Hall droplet with up to $N = 80$ electrons as a function of the total spin, angular momentum, cyclotron and Zeeman energies from the spin singlet $\nu = 2$ phase, through an intermediate polarization state exhibiting a domain wall to the fully spin-polarized phase involving the lowest and the second Landau levels. We demonstrate that the energy needed to flip one electron spin in a domain wall becomes comparable to the energy needed to flip the nuclear spin. The orthogonality of orbital electronic states is overcome by the many-electron character of the domain - the movement of the domain wall relative to the position of the nuclear spin enables the manipulation of the nuclear spin by electrical means.

There is currently a great interest in nuclear spintronics – developing means of storing and manipulating information using nuclear spins in solids^{1–15}. A major progress has been achieved recently by experimentally demonstrating electrical detection and manipulation of nuclear spins with spins of electrons in quantum Hall systems^{10–24}. However, the microscopic mechanism behind the nuclear spin manipulation with electron spin is not well understood and we fill this gap here.

The major problem in the manipulation of a nuclear spin (black) by the spin of an electron (red) in a given orbital (red) is the difference, $\sim 10^3$, in the energy required to flip the nuclear and electron spins simultaneously, as shown in Fig. 1(a). If the electron spin flips simultaneously with the change of the electron orbital, from blue to red as shown in Fig. 1(a), the difference in Zeeman energies, ΔE_z , can be compensated by the difference in orbital energies. However, the two electronic orbitals, red and blue, need to be orthogonal and zeros in one of the orbital wavefunction make the amplitude of the hyperfine interaction vanish for some positions of the nuclei. If the transition between different orbitals (red and blue in Fig. 1(a)) represents schematically a transition between the degenerate many-body electronic states, for example, spin polarized (spin down) and unpolarized (spin up) domains in the two-dimensional electron gas (2DEG)^{10,14–16,19–29}, the initial and final states are spatially separated by a domain wall and cannot both overlap with the nuclear spin. Hence the microscopic mechanism of the hyperfine coupling depends on the many-electron character of the domain wall separating the two electronic phases.

Model

To understand how these contradictions can be overcome we focus on a simple yet general model of a domain wall in a quantum Hall ferromagnet (QHF)^{25–29}. For the simplest QHF at filling factor $\nu = 2$, recently realized in InSb quantum wells^{19–21}, the comparable cyclotron and Zeeman energies result in the degeneracy of spin up electron states of the lowest $n = 0$ Landau level (blue) and spin down electron states of the second $n = 1$ Landau level (red) as illustrated in Fig. 1(b). For the electron to occupy red and blue levels a finite number of electrons filling the lower energy green and blue states, filling factor $\nu = 2$, is needed. Hence the many-body character of the

¹Quantum Theory Group, Security and Disruptive Technologies, National Research Council, Ottawa, K1A 0R6, Canada. ²Physics Department, University of Ottawa, Ottawa, K1N 6N5, Canada. ³State Key Lab of Superhard Materials and Institute of Atomic and Molecular Physics, Jilin University, Changchun, 130012, P. R. China. ⁴Department of Physics and WPI-AIMR, Tohoku University, Sendai, Japan. Correspondence and requests for materials should be addressed to M.K. (email: Marek.Korkusinski@nrc.ca)

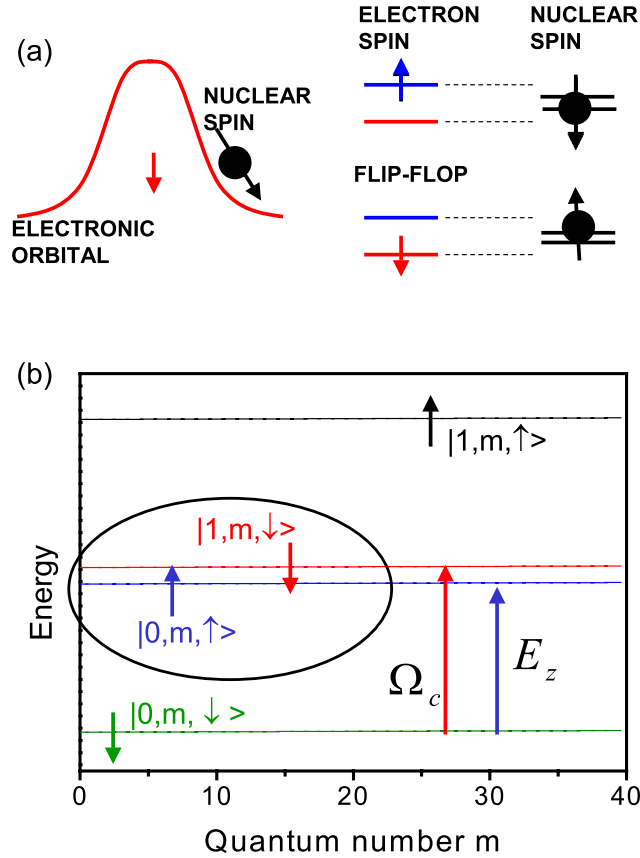


Figure 1. (a) Left: Schematic view of the electron and nuclear spin interaction. The red curve represents the charge density of a single spin-down electron orbital, while the nuclear spin is marked in black. Right: The simultaneous flipping of nuclear spin and electron spin involving the electron orbital transition, from blue to red, spin, to match the nuclear and electron spin Zeeman energies. (b) The red and blue single-particle electronic states realized in a two-dimensional quantum dot with weak parabolic confinement in a large perpendicular magnetic field, with the cyclotron energy Ω_c comparable to the Zeeman splitting E_z due to the large electronic Lande factor.

interaction of electronic and nuclear spins of the domain wall in a QHF which we treat exactly^{25,31–33}, beyond the variational mean field description of the domain wall^{26–30}. We hence model the $\nu = 2$ state by N_e electrons confined to a finite size quantum Hall droplet (QHD) in a perpendicular magnetic field B ^{31–33}. The electrons interact via the contact hyperfine interaction with a nuclear (impurity) spin \vec{M} at a position \vec{R} . The single electron states are $|n, m, \sigma\rangle$ with energies $\varepsilon(nm\sigma)$, where n is the Landau level (LL) index, m the intra-LL quantum number, $\sigma = \pm 1$ the electron spin, and the electron Zeeman energy is comparable to the cyclotron energy, $E_z = g\mu_B B \approx \Omega_c$ (see Supplementary Material for details). We note that the orbitals $|n, m, \sigma\rangle$ form rings, whose radii increase as $\sqrt{2m}$ within each LL. With $c_{i\sigma}^+$ ($c_{i\sigma}$) the electron creation (annihilation) operators on the orbital $i \equiv (n, m)$ and $\vec{M} = (\hat{M}_x, \hat{M}_y, \hat{M}_z)$ the spin operator of the nuclear spin, the Hamiltonian of electrons and a localized nuclear spin M can now be written as^{31–33}:

$$\hat{H} = \sum_{i\sigma} [\varepsilon(i\sigma) + \Delta\varepsilon(i\sigma)] c_{i\sigma}^+ c_{i\sigma} + \frac{1}{2} \sum_{ijkl} \sum_{\sigma\sigma'} \langle i, j | V_C | k, l \rangle c_{i\sigma}^+ c_{j\sigma'}^+ c_{k\sigma} c_{l\sigma} + E_z^{IMP} \hat{M}_z + \sum_{ij} \frac{J_{ij}}{2} c_{i\uparrow}^+ c_{j\downarrow} \hat{M}_- + \sum_{ij} \frac{J_{ij}}{2} c_{i\downarrow}^+ c_{j\uparrow} \hat{M}_+ + \sum_{ij} \sum_{\sigma} \frac{J_{ij}}{2} c_{i\sigma}^+ c_{j\sigma} \sigma \hat{M}_z. \quad (1)$$

The first term is the electron energy, the second term describes the electron-electron Coulomb interactions and the third term is the Zeeman energy E_z^{IMP} of nuclear spin. The last three terms describe the hyperfine interaction of the electron and the nuclear spin, with the matrix elements $J_{ij} = J_0 \varphi_i^*(\vec{R}) \varphi_j(\vec{R})$ ³¹. Finally, the term $\Delta\varepsilon(i\sigma)$ accounts both for the interactions with the positive background and removal of the finite-size effects. This correction is chosen by ensuring that the Coulomb exchange energy is uniform across the QHD and by balancing the total negative charge of the system by an equivalent number of positive charges (see Supplementary Material for details). For clarity, we restrict here the single-particle spectrum to two lowest Landau levels, shown in Fig. 1(b). The lowest Landau level (LLL) orbitals $\varepsilon(n = 0, m)$ are drawn in green and blue, while the second Landau level (2LL) orbitals $\varepsilon(n = 1, m)$ are drawn in red and black. With the quasi-degeneracy of the LLL spin up

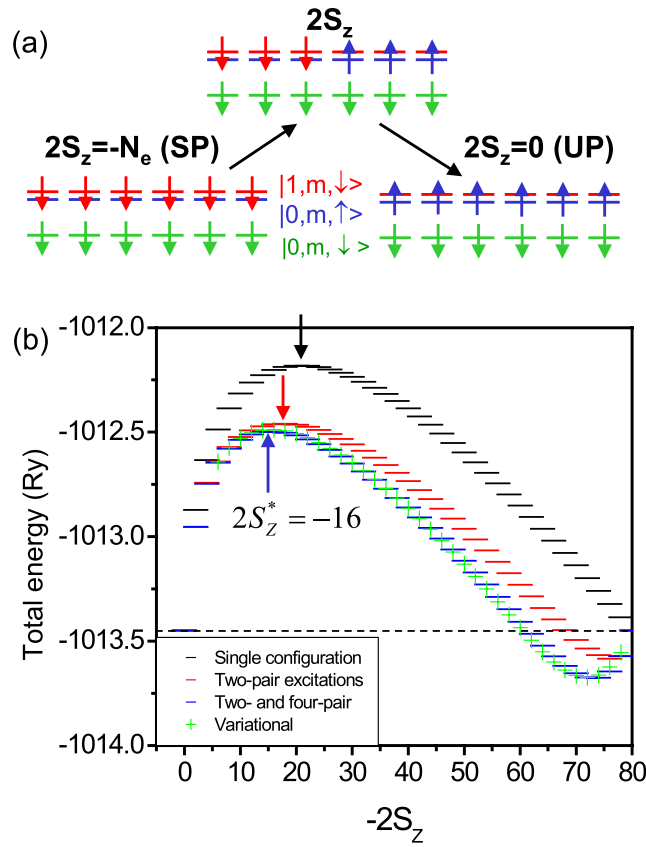


Figure 2. (a) The spin-polarized configuration involving two Landau levels (left), the spin-unpolarized $\nu = 2$ configuration (right) and the spin-domain configuration (top). (b) The energy of the $N_e = 80$ electron quantum Hall droplet as a function of the total spin projection S_z . The spin-unpolarized $\nu = 2$ and fully spin-polarized configurations (black dashed line) are degenerate. The black, red and blue lines denote respectively the energies of the HF configuration and states containing two-pair and two- and four-pair configurations while the green symbols shows results of variational calculation. The arrows mark the highest energy barrier state.

orbitals $\varepsilon(n=0, m, \uparrow)$ (blue in Fig. 1(b)) and the 2LL spin down orbitals $\varepsilon(n=1, m, \downarrow)$ (red), the energy to flip the spin and change LL orbitals of one electron is comparable with the energy to flip the nuclear spin. However, we have not one but N_e electrons, with the spin-down LLL completely filled, and the quasi-degenerate orbitals of spin-up LLL and spin-down 2LL populated partially.

Construction of spin domain states

We start by constructing two states, shown in Fig. 2(a). The SP state on the left, $|SP\rangle = (\prod_{m=0}^{N_e/2-1} c_{1m\downarrow}^+) |GS\rangle$ is completely spin polarized, while the UP state $|UP\rangle = (\prod_{m=0}^{N_e/2-1} c_{0m\uparrow}^+) |GS\rangle$ on the right-hand side of Fig. 2(a) is the spin-unpolarized configuration, a finite-size $\nu = 2$ QHD, where $|GS\rangle = (\prod_{m=0}^{N_e/2-1} c_{0m\downarrow}^+) |0\rangle$ is the spin down polarized reference QHD. The two states have different total spin projections: $2S_z = -80$ for $|SP\rangle$, $2S_z = 0$ for $|UP\rangle$, and total angular momenta $L_z = \sum_{n,m}^{occ} n - m$. Flipping the spins in state $|UP\rangle$ and transferring them to the 2LL generates states with intermediate total S_z and L_z . These configurations represent domains of spin-down electrons in the center and spin-up electrons at the edge of the QHD, with a clear domain wall separating them, as depicted in the top panel of Fig. 2(a). We vary $2S_z$ from 0 to -80 and for each domain wall configuration S_z, L_z , states $|S_z, L_z, k\rangle$ are expanded in two-, four-, and more electron-hole pair excitations:

$$|S_z, L_z, k\rangle = A^{(k)} |S_z, L_z\rangle + \sum_{m \in D\uparrow} \sum_{m' \in D\downarrow} B_{m,m'}^{(k)} c_{1,m,\downarrow}^+ c_{0,m,\uparrow}^+ c_{0,m',\uparrow}^+ c_{1,m',\downarrow} |S_z, L_z\rangle + \dots, \quad (2)$$

and the electronic part of the Hamiltonian (1) is diagonalized in this basis. Here, $|S_z, L_z\rangle$ denotes the HF spin-domain configuration. As evident from the second term of Eq. (2), the two-electron-hole pair excitations are formed by flipping the spin of one electron in the spin-down domain without changing its orbital quantum number m , while flipping the spin of another electron from the spin-up domain in the same manner.

The number of such low energy excitations quickly grows with size of the system. For example, for $N_e = 80$ electrons, of which 40 are the spin-polarized LLL background, 20 are in the spin up domain $D\uparrow$, and 20 in the spin down domain $D\downarrow$, there is one fundamental domain configuration, $20^2 = 400$ two-pair excitations, and $\binom{20}{2} = 36100$ four-pair excitations. The exact wavefunctions $|S_z, L_z, k\rangle$ (Eq. 2) in the finite electron-hole number

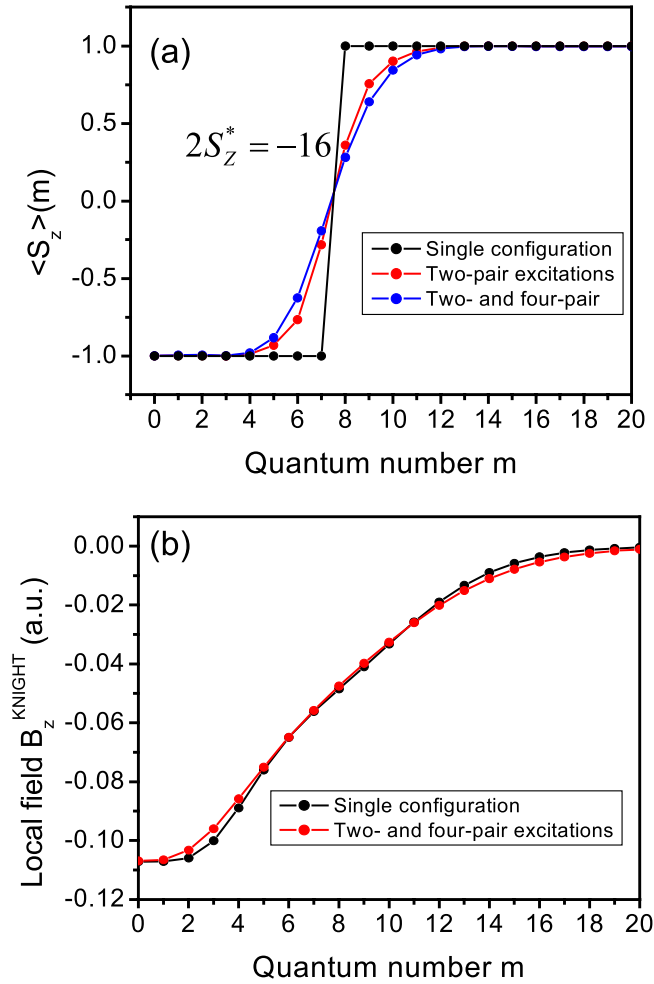


Figure 3. (a) The local spin polarization $\langle S_z \rangle (m)$ in the state with $2S_z^* = -16$ as a function of the orbital quantum number m and as a function of the number of pair excitations admixed into the state: zero (black), two pair (red), and two and four pairs (blue). (b) The effective Knight field B_z^{KNIGHT} experienced by the nuclear spin as a function of the position of that spin within the quantum Hall droplet. The spin is positioned in the maximum of the lowest-Landau level orbital with quantum number m . Black line corresponds to the HF-configuration spin domain state $2S_z^* = -16$, while the result denoted by the red line accounts for the two- and four-pair excitations.

pair approximation may be contrasted with variational, spin and angular momentum non-conserving wavefunction^{25–29} $|\Psi_0\rangle = \prod_m [\cos(\theta_m)c_{1,m,\downarrow}^+ + \sin(\theta_m)e^{i\varphi_m}c_{0,m,\uparrow}^+]c_{0,m,\downarrow}^+|0\rangle$ parametrized by the pseudospin $\hat{M}(m) = [(\sin(2\theta_m)\cos(\varphi_m), (\sin(2\theta_m)\sin(\varphi_m), \cos(2\theta_m))]$ which varies slowly on the magnetic length scale²⁷.

Energy spectra of spin domain states

In the following, we present results of model calculations for the QHD with $N_e = 80$, confining energy $\Omega_0 = 0.021Ry$, cyclotron energy $\Omega_c = 1.346Ry$, $Ry = 4.78\text{meV}$, the effective Bohr radius $a_B = 12.15\text{nm}$, and the characteristic length $l_h = 1.219a_B$.

Figure 2(b) shows the energies of the domain-wall configurations as a function of the total spin projection S_z , from total $2S_z = 0$ $\nu = 2$ configuration $|UP\rangle$ to total $2S_z = -80$, fully spin-polarized, configuration $|SP\rangle$, with the Zeeman energy yielding degeneracy of the spin polarized and unpolarized states. The energies of single HF spin-domain configurations (black lines), HF+ two-pair (red lines), and HF+two+four-pair excitations (blue lines) are shown. Increasing spin polarization increases the spin-polarized domain in the center at the expense of the spin-unpolarized domain at the edge of the QHD. The energy of the two domains increases with spin polarization $-2S_z$, reaches its maximum at $2S_z^*$ marked in Fig. 2(b) by black arrows, and then decreases. The critical value $2S_z^*$ depends on the amount of correlations: it shifts from $2S_z^* = -20$ for HF to $2S_z^* = -16$ with two- and four-pair excitations included. The variational ground state energies as a function of $\langle 2S_z \rangle$, shown in green in Fig. 2(b), compare very well with energies obtained in exact diagonalization with four-pair excitations included. The energy of the $2S_z^*$ state is the energy barrier needed to flip S_z spins. The domain wall character of the $2S_z^* = -16$ state is illustrated by the spatial dependence of the expectation

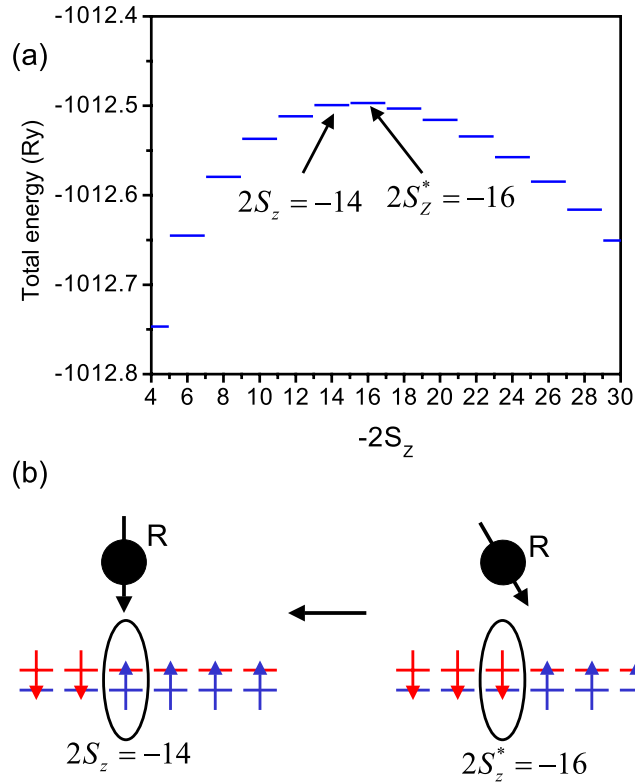


Figure 4. The energies of the electronic quantum Hall droplet as a function of the total spin projection close to the critical value of $2S_z^* = -16$. Arrows indicate the initial and final state involved in the flip-flop transition between the electrons and the nuclear spin, discussed in the text, and visualized schematically in panel (b).

value of the electron spin, $\langle s_z(m) \rangle = \langle 2S_z^* | c_{0,m,\uparrow}^+ c_{0,m,\uparrow} - c_{1,m,\downarrow}^+ c_{1,m,\downarrow} | 2S_z^* \rangle$, on orbital m . Figure 3(a) shows how electron spin projection rotates from down in spin polarized phase to up in unpolarized phase. In the HF approximation (black) we see an abrupt change of spin orientation, inclusion of electron-hole pair excitations leads to a finite width of the domain wall centered on the $(n, m) = (1, 7)$ and $(n, m) = (0, 8)$ orbitals. The domain wall leads to effective Knight magnetic field $B_z^{KNIGHT}(R)$ seen by nuclear spins: $B_z^{KNIGHT}(R) = \langle 2S_z^* = -16 | \sum_{n=0}^1 \sum_{m=0}^{N_d/2-1} \sigma |\varphi_{nm}(R)|^2 c_{n,m,\sigma}^+ c_{n,m,\sigma} | 2S_z^* = -16 \rangle$, shown in Fig. 3(b) in different levels of approximation. The effective Knight field is large in a spin polarized domain in the center of the QHD, and decreases to zero towards the spin unpolarized domain. Interestingly, we find that the domain wall in the Knight shift is much broader than what might be expected from the electron spin alone, shown in Fig. 3(a).

Spin domain states interacting with a nuclear spin

Let us now discuss the electronic spin flip. We are interested in the energy to flip *one* electron spin in the domain wall state $2S_z$, i.e., the difference of energies corresponding to $2S_z$ and $S_z + 2$ configurations. This energy difference is smallest close to the critical value of $2S_z^* = -16$ in this illustration, close to the top of the energy barrier. Hence the degeneracy of the domain wall states at the top of the energy barrier, not the degeneracy of the two electronic domains, gives the electron spin flip energy commensurate with the energy needed to flip the nuclear spin, thus enabling the flip-flop process between the electron and the nuclear spins. In Fig. 4 we switch from the initial state $|2S_z^* = -16\rangle$, depicted schematically in the right-hand diagram of Fig. 4(b), to the final state $|2S_z^f = -14\rangle$, corresponding to one electron spin flip Fig. 4(a). The final state, depicted schematically in the left-hand diagram of Fig. 4(b), is also a domain-wall state, but with the domain wall shifted by one orbital towards the center of the QHD. In this transition, the energy of the electronic system decreases, as shown in Fig. 4(a). As a result, the energy of nuclear spin, residing at position R , is increasing with its spin rotating up, as depicted schematically in Fig. 4(b). The probability of this flip-flop process is given by the matrix element of the electron-nuclear interaction part of the Hamiltonian (1):

$$I(R) = \frac{J_0^2}{4} \left| \sum_m \sum_{m'} \varphi_{0m}^*(R) \varphi_{1m'}(R) \langle 2S_z^f | c_{0m,\uparrow}^+ c_{1m',\downarrow} | 2S_z^* \rangle \langle M-1 | \hat{M}^- | M \rangle \right|^2 \quad (3)$$

Figure 5 shows the reduced amplitude $4I(m_R)/(J_0^2 |\varphi_{0m_*}(R)|^2 [M(M+1) - M_z(M_z-1)])$ as a function of the position $m_R = R^2/2l_h^2$ of the nuclear spin. If the domain wall is restricted to HF configurations shown in Fig. 4(b), the only spin flip which converts the $|2S_z^* = -16\rangle$ configuration to the $|2S_z^f = -14\rangle$ configuration can

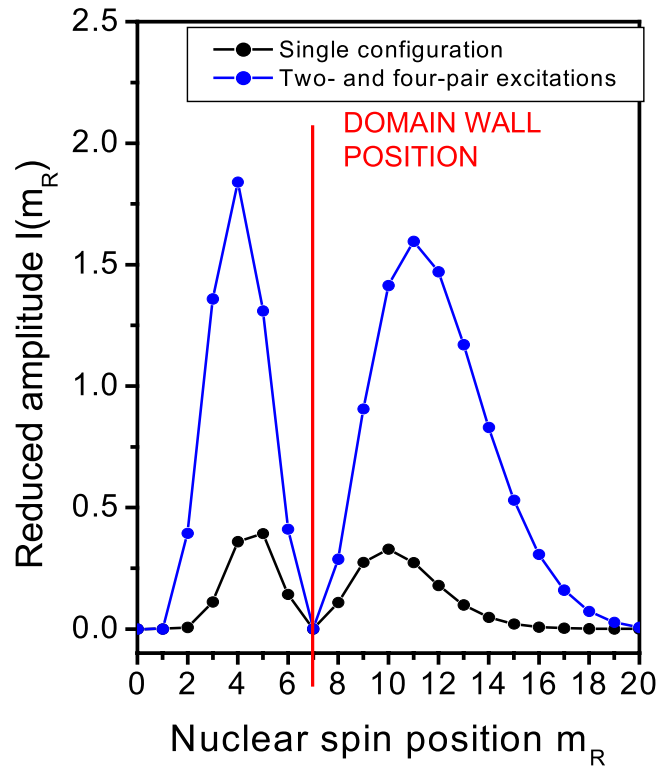


Figure 5. The amplitude of the flip-flop process as a function of the position of the nuclear spin within the quantum Hall droplet for the HF-configuration (black) and correlated electronic state (blue). The nuclear spin is placed at the maximum of the lowest Landau level orbital with the quantum number m_R . The red line denotes the position of the domain wall.

take place at the domain wall boundary $m = m^*$ with amplitude given by $I(R) = \frac{I_0^2}{4} |\varphi_{0m^*}^*(R) \varphi_{1m^*}(R)|^2$. We note that this amplitude is exactly zero at the orbital corresponding to the center of the domain wall ($m_R = m^* = 7$). This results from the orthogonality of the single-particle orbitals corresponding to the initial occupied and final empty electronic state. As the nuclear spin moves away from the domain wall the tail of the wavefunction leads to finite transition probability. Figure 5 shows the amplitude of the electron-nuclear spin flip-flop as a function of position R of the nuclear spin. The black line gives the amplitude calculated for the HF single spin-domain configurations only. As we add the correlations (blue line), we see that the amplitude is also zero when the nuclear spin is placed at the center of the domain wall, but the amplitude is significantly enhanced for all other positions of the nuclear spin due to electronic correlations, i.e., transitions within the width of the domain wall are contributing.

Summary

We presented here a microscopic theory of hyperfine coupling of a nuclear spin with the spins of electrons in a domain wall of a quantum Hall ferromagnet. We showed that the energy of the electronic spin transition in the domain wall can be brought down to the energy needed to flip the nuclear spin while the amplitude, related to the movement of the domain wall, is enhanced by electronic correlations. This understanding opens the way towards predictive theories of nuclear spin manipulation with electron spin, accounting for material parameters, improved treatment of electron-electron interactions, spin-orbit coupling and strong coupling between many nuclear and electron spins^{30,31}.

References

1. Gammon, D. *et al.* Nuclear Spectroscopy in Single Quantum Dots: Nanoscopic Raman Scattering and Nuclear Magnetic Resonance. *Science* **277**, 85 (1997).
2. Reimer, J. A. Nuclear hyperpolarization in solids and the prospects for nuclear spintronics. *Solid State Nuclear Magnetic Resonance* **37**, 3 (2010).
3. Vandersypen, L. *et al.* Experimental realization of Shor's quantum factoring algorithm using nuclear magnetic resonance. *Nature* **414**, 883 (2001).
4. Saeedi, K. *et al.* Room-Temperature Quantum Bit Storage Exceeding 39 Minutes Using Ionized Donors in Silicon-28. *Science* **342**, 830 (2013).
5. Pla, J. J. *et al.* High-fidelity readout and control of a nuclear spin qubit in silicon. *Nature* **496**, 334 (2013).
6. King, J. P., Li, Y., Meriles, C. A. & Reimer, J. A. Optically rewritable patterns of nuclear magnetization in gallium arsenide. *Nature Commun.* **3**, 918 (2012).
7. Urbaszek, B. *et al.* Nuclear spin physics in quantum dots: An optical investigation. *Rev. Mod. Phys.* **85**, 79 (2013).
8. Sallen, G. *et al.* Nuclear magnetization in gallium arsenide quantum dots at zero magnetic field. *Nature Commun.* **5**, 3268 (2014).

9. Falk, A. L. *et al.* Optical Polarization of Nuclear Spins in Silicon Carbide. *Phys. Rev. Lett.* **114**, 247603 (2015).
10. Kronmüller, S. *et al.* New Type of Electron Nuclear-Spin Interaction from Resistively Detected NMR in the Fractional Quantum Hall Effect Regime. *Phys. Rev. Lett.* **82**, 4070 (1999).
11. Desrat, W. *et al.* Resistively Detected Nuclear Magnetic Resonance in the Quantum Hall Regime: Possible Evidence for a Skyrmie Crystal. *Phys. Rev. Lett.* **88**, 256807 (2002).
12. Smet, J. H. *et al.* Gate-voltage control of spin interactions between electrons and nuclei in a semiconductor. *Nature* **415**, 281 (2002).
13. Machida, T., Yamazaki, T. & Komiyama, S. Local control of dynamic nuclear polarization in quantum Hall devices. *Appl. Phys. Lett.* **80**, 4178 (2002).
14. Yusa, G., Muraki, K., Takashina, K., Hashimoto, K. & Hirayama, Y. Controlled multiple quantum coherences of nuclear spins in a nanometer-scale device. *Nature* **434**, 1001 (2005).
15. Hirayama, Y. *et al.* Electron-spin/nuclear-spin interactions and NMR in semiconductors. *Semicond. Sci. Technol.* **24**, 023001 (2009).
16. Stern, O. *et al.* NMR study of the electron spin polarization in the fractional quantum Hall effect of a single quantum well: Spectroscopic evidence for domain formation. *Phys. Rev. B* **70**, 075318 (2004).
17. Kumada, N., Muraki, K. & Hirayama, Y. Low-Frequency Spin Dynamics in a Canted Antiferromagnet. *Science* **313**, 329 (2006).
18. Tiemann, L., Gamez, G., Kumada, N. & Muraki, K. Unraveling the Spin Polarization of the $\nu = 5/2$ Fractional Quantum Hall State. *Science* **335**, 828 (2012).
19. Yang, K. F. *et al.* Resistively detected nuclear magnetic resonance via a single InSb two-dimensional electron gas at high temperature. *Appl. Phys. Lett.* **98**, 142109 (2011).
20. Nedniyom, B. *et al.* Giant enhanced g-factors in an InSb two-dimensional gas. *Phys. Rev. B* **80**, 125328 (2009).
21. Liu, H. W., Yang, K. F., Mishima, T. D., Santos, M. B. & Hirayama, Y. Dynamic nuclear polarization and nuclear magnetic resonance in the simplest pseudospin quantum Hall ferromagnet. *Phys. Rev. B* **82**, 241304 (2010).
22. Laird, E. A. *et al.* Hyperfine-Mediated Gate-Driven Electron Spin Resonance. *Phys. Rev. Lett.* **99**, 246601 (2007).
23. Ota, T., Yusa, G., Kumada, N., Miyashita, S. & Hirayama, Y. Nuclear spin population and its control toward initialization using an all-electrical submicron scale nuclear magnetic resonance device. *Appl. Phys. Lett.* **90**, 102118 (2007).
24. Hashimoto, K., Muraki, K., Saku, T. & Hirayama, Y. Electrically Controlled Nuclear Spin Polarization and Relaxation by Quantum-Hall States. *Phys. Rev. Lett.* **88**, 176601 (2002).
25. Rezayi, E. H., Jungwirth, T., MacDonald, A. H. & Haldane, F. D. M. Exact diagonalization study of domain structure in integer filling factor quantum Hall ferromagnets. *Phys. Rev. B* **67**, 201305 (2003).
26. Jungwirth, T. & MacDonald, A. H. Resistance Spikes and Domain Wall Loops in Ising Quantum Hall Ferromagnets. *Phys. Rev. Lett.* **87**, 216801 (2001).
27. Brey, L. & Tejedor, C. Spins, charges, and currents at domain walls in a quantum Hall Ising ferromagnet. *Phys. Rev. B* **66**, 041308 (2002).
28. Mitra, A. & Girvin, S. M. Electron-nuclear spin domain walls in quantum Hall systems. *Phys. Rev. B* **67**, 245311 (2003).
29. Fal'ko, V. I. & Iordanskii, S. V. Topological Defects and Goldstone Excitations in Domain Walls between Ferromagnetic Quantum Hall Liquids. *Phys. Rev. Lett.* **82**, 402 (1999).
30. Hama, Y., Fauzi, M. H., Nemoto, K., Hirayama, Y. & Ezawa, Z. F. Dicke model for quantum Hall systems. *New J. Phys.* **18**, 023207 (2016).
31. Qu, F. & Hawrylak, P. Theory of electron mediated Mn-Mn interaction in quantum dots. *Phys. Rev. Lett.* **96**, 157201 (2006).
32. Wensauer, A., Korkusinski, M. & Hawrylak, P. Theory of spin singlet filling factor two droplet. *Phys. Rev. B* **67**, 035325 (2003).
33. Hawrylak, P., Gould, C., Sachrajda, A., Feng, Y. & Wasilewski, Z. Collapse of the Zeeman gap in quantum dots due to electronic correlations. *Phys. Rev. B* **59**, 075318 (2004).

Author Contributions

M.K. and P.H. performed the calculations, prepared the figures, and wrote the text. H.W.L. and Y. H. contributed to the model formulation and reviewed the manuscript.

Additional Information

Supplementary information accompanies this paper at <http://www.nature.com/srep>

Competing financial interests: The authors declare no competing financial interests.

How to cite this article: Korkusinski, M. *et al.* Manipulation of a Nuclear Spin by a Magnetic Domain Wall in a Quantum Hall Ferromagnet. *Sci. Rep.* **7**, 43553; doi: 10.1038/srep43553 (2017).

Publisher's note: Springer Nature remains neutral with regard to jurisdictional claims in published maps and institutional affiliations.



This work is licensed under a Creative Commons Attribution 4.0 International License. The images or other third party material in this article are included in the article's Creative Commons license, unless indicated otherwise in the credit line; if the material is not included under the Creative Commons license, users will need to obtain permission from the license holder to reproduce the material. To view a copy of this license, visit <http://creativecommons.org/licenses/by/4.0/>

© The Author(s) 2017