

NRC Publications Archive Archives des publications du CNRC

Superfluid density and field-induced magnetism in $\text{Ba}(\text{Fe}_{1-x}\text{Co}_x)_2\text{As}_2$ and $\text{Sr}(\text{Fe}_{1-x}\text{Co}_x)_2\text{As}_2$ measured with muon spin relaxation

Williams, T. J.; Aczel, A. A.; Baggio-Saitovitch, E.; Bud'ko, S. L.; Canfield, P. C.; Carlo, J. P.; Goko, T.; Kageyama, H.; Kitada, A.; Munevar, J.; Ni, N.; Saha, S. R.; Kirschenbaum, K.; Paglione, J.; Sanchez-Candela, D. R.; Uemura, Y. J.; Luke, G. M.

This publication could be one of several versions: author's original, accepted manuscript or the publisher's version. / La version de cette publication peut être l'une des suivantes : la version prépublication de l'auteur, la version acceptée du manuscrit ou la version de l'éditeur.

For the publisher's version, please access the DOI link below. / Pour consulter la version de l'éditeur, utilisez le lien DOI ci-dessous.

Publisher's version / Version de l'éditeur:

<https://doi.org/10.1103/PhysRevB.82.094512>

Physical Review. B, Condensed Matter and Materials Physics, 82, 9, pp. 094512-1-094512-7, 2010-09-20

NRC Publications Archive Record / Notice des Archives des publications du CNRC :

<https://nrc-publications.canada.ca/eng/view/object/?id=fabba88e-7731-4ab7-aeb5-c71ef7f9d977>

<https://publications-cnrc.canada.ca/fra/voir/objet/?id=fabba88e-7731-4ab7-aeb5-c71ef7f9d977>

Access and use of this website and the material on it are subject to the Terms and Conditions set forth at

<https://nrc-publications.canada.ca/eng/copyright>

READ THESE TERMS AND CONDITIONS CAREFULLY BEFORE USING THIS WEBSITE.

L'accès à ce site Web et l'utilisation de son contenu sont assujettis aux conditions présentées dans le site

<https://publications-cnrc.canada.ca/fra/droits>

LISEZ CES CONDITIONS ATTENTIVEMENT AVANT D'UTILISER CE SITE WEB.

Questions? Contact the NRC Publications Archive team at

PublicationsArchive-ArchivesPublications@nrc-cnrc.gc.ca. If you wish to email the authors directly, please see the first page of the publication for their contact information.

Vous avez des questions? Nous pouvons vous aider. Pour communiquer directement avec un auteur, consultez la première page de la revue dans laquelle son article a été publié afin de trouver ses coordonnées. Si vous n'arrivez pas à les repérer, communiquez avec nous à PublicationsArchive-ArchivesPublications@nrc-cnrc.gc.ca.

Superfluid density and field-induced magnetism in $\text{Ba}(\text{Fe}_{1-x}\text{Co}_x)_2\text{As}_2$ and $\text{Sr}(\text{Fe}_{1-x}\text{Co}_x)_2\text{As}_2$ measured with muon spin relaxation

T. J. Williams,¹ A. A. Aczel,¹ E. Baggio-Saitovitch,² S. L. Bud'ko,³ P. C. Canfield,³ J. P. Carlo,⁴ T. Goko,^{1,4,5} H. Kageyama,⁶ A. Kitada,⁶ J. Munevar,² N. Ni,³ S. R. Saha,⁷ K. Kirschenbaum,⁷ J. Paglione,⁷ D. R. Sanchez-Candela,² Y. J. Uemura,⁴ and G. M. Luke^{1,8,*}

¹*Department of Physics and Astronomy, McMaster University, 1280 Main Street West, Hamilton, Ontario, Canada L8S 4M1*

²*Centro Brasileiro de Pesquisas Fisicas, Rua Xavier Sigaud, 150 Urca, CEP 22290-180 Rio de Janeiro, RJ, Brazil*

³*Department of Physics and Astronomy and Ames Laboratory, Iowa State University, Ames, Iowa 50011, USA*

⁴*Department of Physics, Columbia University, 538 West 120th Street, New York, New York 10027, USA*

⁵*TRIUMF, Vancouver, British Columbia, Canada V6T 2A3*

⁶*Department of Chemistry, Kyoto University, Kyoto 606-8502, Japan*

⁷*Center for Nanophysics and Advanced Materials, Department of Physics, University of Maryland, College Park, Maryland 20742, USA*

⁸*Canadian Institute of Advanced Research, Toronto, Ontario, Canada M5G 1Z8*

(Received 11 May 2010; revised manuscript received 1 September 2010; published 20 September 2010)

We report muon spin rotation (μSR) measurements of single-crystal $\text{Ba}(\text{Fe}_{1-x}\text{Co}_x)_2\text{As}_2$ and $\text{Sr}(\text{Fe}_{1-x}\text{Co}_x)_2\text{As}_2$. From measurements of the magnetic field penetration depth λ we find that for optimally and overdoped samples, $1/\lambda(T \rightarrow 0)^2$ varies monotonically with the superconducting transition temperature T_C . Within the superconducting state we observe a positive shift in the muon precession signal, likely indicating that the applied field induces an internal magnetic field. The size of the induced field decreases with increasing doping but is present for all Co concentrations studied.

DOI: [10.1103/PhysRevB.82.094512](https://doi.org/10.1103/PhysRevB.82.094512)

PACS number(s): 76.75.+i, 74.70.Xa, 74.25.N-

I. INTRODUCTION

Of the various families of iron-pnictide superconductors, the so-called 122 family has been extensively studied due to their high T_C 's and the ability to grow single crystals. This family includes BaFe_2As_2 and SrFe_2As_2 . Unlike the cuprates, these materials are quite robust against in-plane disorder, brought about by electron doping for Fe atoms either by Co, Ni or other transition metals. The transition temperatures remain fairly high for these substitutions, with $T_C=22$ K for $\text{Ba}(\text{Fe}_{0.926}\text{Co}_{0.074})_2\text{As}_2$,^{1,2} 20.5 K for $\text{Ba}(\text{Fe}_{0.952}\text{Ni}_{0.048})_2\text{As}_2$,³ 23 K for $\text{Ba}(\text{Fe}_{0.9}\text{Pt}_{0.1})_2\text{As}_2$,⁴ 14 K for $\text{Ba}(\text{Fe}_{0.961}\text{Rh}_{0.039})_2\text{As}_2$,⁵ 19.5 K for $\text{Sr}(\text{Fe}_{0.8}\text{Co}_{0.2})_2\text{As}_2$,⁶ and 9.5 K for $\text{Sr}(\text{Fe}_{0.925}\text{Ni}_{0.075})_2\text{As}_2$.⁷

Measurements of the penetration depth and superfluid density have attempted to address the nature of the superconducting gap symmetry. NMR has shown the lack of a coherence peak,^{8,9} indicative of unconventional pairing. Similarly, tunnel-diode resonator measurements in $\text{Ba}(\text{Fe}_{1-x}\text{Co}_x)_2\text{As}_2$ also show power-law temperature dependences for the penetration depth,^{10,11} which are interpreted in terms of gap nodes. Other measurements see a constant superfluid density at low temperatures,^{12,13} indicating an s -wave gap. Likewise, the possibility of multiband superconductivity in the pnictides has also been studied by analyzing the temperature dependence of the superfluid density.^{14,15}

II. EXPERIMENTAL

Muon spin rotation (μSR) is a powerful local microscopic tool for characterizing the magnetic properties of materials, in superconducting or other states. A thorough description of the application of μSR to studies of superconductivity can be found elsewhere.¹⁶ In a transverse-field (TF) μSR experi-

ment, spin-polarized positive muons are implanted one at a time into a sample. Each muon spin precesses around the local magnetic field until the muon decays into a positron, which is preferentially ejected along the direction of the muon spin at the time of decay (as well as two neutrinos which are not detected). In the presence of a vortex lattice, the spatial variation in the magnetic field distribution results in a dephasing of the muon spin polarization and a relaxation of the precession signal. A Fourier transform of the spin-polarization function essentially reveals the field distribution which exhibits a characteristic Abrikosov line shape. The line shape (or equivalently the relaxation function in the time domain) depends on the lattice geometry, magnetic field penetration depth λ , coherence length, ξ , and the amount of lattice disorder. As a result, careful analysis of the relaxation function allows these microscopic parameters to be determined in the vortex state. Such measurements demonstrated the presence of gap nodes characteristic of d -wave pairing in high-quality single crystals of $\text{YBa}_2\text{Cu}_3\text{O}_{6.97}$.¹⁶ In ceramic samples this anisotropic lineshape is generally not observed, rather the broadened line is generally well described by a Gaussian distribution; however, the width of this distribution (the Gaussian relaxation rate) σ has been shown to be proportional to the superfluid density divided by the effective mass $\sigma \propto n_s/m^* \propto 1/\lambda^2$.^{17,18} Previous studies of cuprates found that extrinsic effects in ceramics can result in the correct temperature dependence of the superfluid density being masked; for this reason, reliable measurements of the superfluid density require the use of single crystals and the observation of an anisotropic line shape characteristic of a vortex lattice.

High-quality single crystals of $\text{Ba}(\text{Fe}_{1-x}\text{Co}_x)_2\text{As}_2$ with $x=0.061, 0.074, 0.107$, and 0.114 were grown at Ames from self flux as described in detail elsewhere.² Some measure-

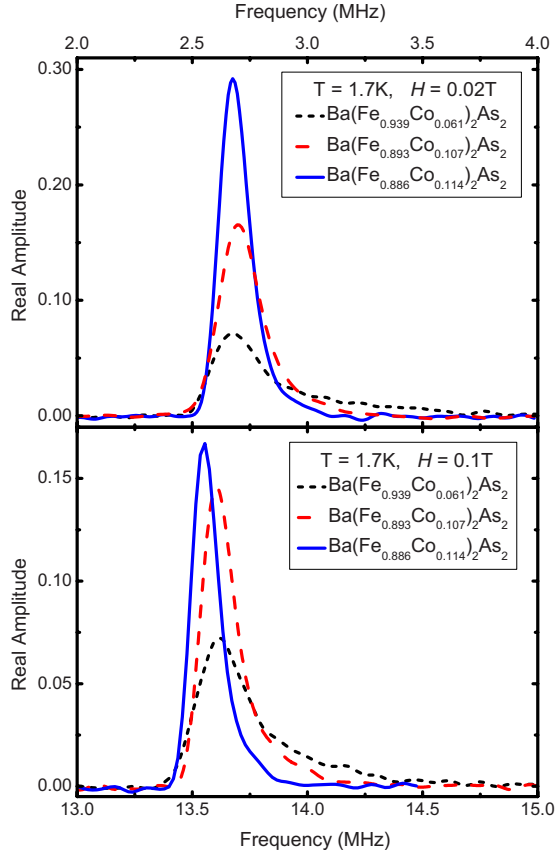


FIG. 1. (Color online) Fourier transforms of TF- μ SR spectra for $\text{Ba}(\text{Fe}_{1-x}\text{Co}_x)_2\text{As}_2$, showing anisotropic line shapes characteristic of an Abrikosov vortex lattice.

ments of the $x=0.074$ sample were reported previously.¹⁴ A single crystal of $\text{Sr}(\text{Fe}_{1-x}\text{Co}_x)_2\text{As}_2$ with $x=0.13$ was grown at Maryland, also from self-flux.¹⁹ The crystals, each of roughly 1 cm² area, were mounted in a helium gas flow cryostat on the M20 surface muon beamline at TRIUMF, using a low background arrangement such that only positrons originating from muons landing in the specimens were collected in the experimental spectra. Zero-field μ SR measurements of each sample confirmed that no magnetic order or spin freezing was present in any of the samples.

III. PENETRATION DEPTH

Fourier transforms of the TF- μ SR spectra (a representative set are shown in Fig. 1) exhibit the anisotropic line shape characteristic of an Abrikosov lattice, indicating the presence of a least locally well-ordered vortices in the superconducting state. All of the Fourier transform line shapes are consistent with a triangular vortex lattice; for example, a square lattice would have the frequency corresponding to the most likely field (the peak of the line shape) much more separated from the minimum field in the field distribution. We analyzed the data by fitting the spectra to an analytical Ginzburg-Landau model which allows us to calculate theoretical μ SR time spectra as a function of the vortex lattice geometry, magnetic field penetration depth (λ), and coher-

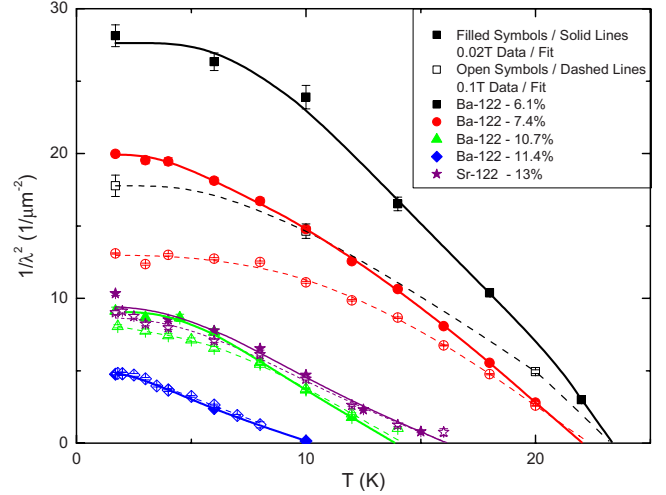


FIG. 2. (Color online) Measured $1/\lambda^2$ for $\text{Ba}(\text{Fe}_{1-x}\text{Co}_x)_2\text{As}_2$ and $\text{Sr}(\text{Fe}_{1-x}\text{Co}_x)_2\text{As}_2$ measured in $\text{TF}=0.02$ T (filled symbols) and 0.1 T (open symbols).

ence length (ξ). We included the effects of vortex lattice disorder in our analysis via an additional Gaussian broadening of our μ SR spectrum,^{17,20} where we assumed that this broadening was proportional to $1/\lambda^2$ as observed in previous studies of cuprates and other high- κ superconductors.¹⁶ The errors quoted in various fit parameters included the correlations between the various parameters. The fit parameters were fairly weakly correlated since the effect of each parameter on the relaxation function is reasonably unique: the penetration depth affects the overall linewidth, the coherence length affects the high field cutoff while disorder gives an overall broadening of the various van Hove singularities in the line shape. Consistent with our previous measurements of $\text{Ba}(\text{Fe}_{0.926}\text{Co}_{0.074})_2\text{As}_2$,¹⁴ we found that the rms deviation of the vortex positions ($\langle s^2 \rangle^{1/2}$) relative to the vortex separation was greatest in lower fields (up to 30% in 0.02 T at low temperature) and smallest at the highest fields (about 2% in 0.1 T) and decreased with increasing temperature. The disorder was greatest for the samples with the highest T_C .

Results of this analysis for $1/\lambda^2$ are shown in Fig. 2 for applied fields of 0.1 and 0.02 T. In conventional weak-coupling BCS theory, the low-temperature behavior of $1/\lambda^2$ should be exponentially flat while the presence of gap nodes would be reflected in low-temperature power-law behavior. We see in Fig. 2 that the low-temperature behavior varies more rapidly than standard BCS predictions and also note that recent specific-heat measurements have observed the possibility of gap nodes.²¹ Following our earlier work on the $\text{Ba}(\text{Fe}_{0.926}\text{Co}_{0.074})_2\text{As}_2$ (Ref. 14) we fit the superfluid density to a phenomenological two-gap model^{22,23} which has been employed in previous μ SR studies of $\text{LaFeAs}(\text{O},\text{F})$, $\text{Ca}(\text{Fe},\text{Co})\text{AsO}$, and $(\text{Ba},\text{K})\text{Fe}_2\text{As}_2$,²⁴

$$n_s(T) = n_s(0) - w \cdot \delta n_s(\Delta_1, T) - (1 - w) \cdot \delta n_s(\Delta_2, T), \quad (1)$$

where w is the relative weight for the first gap, Δ_1 . Here, the gap functions are given by

$$\delta n(\Delta, T) = \frac{2n_s(0)}{k_B T} \int_0^\infty f(\epsilon, T)[1 - f(\epsilon, T)]d\epsilon, \quad (2)$$

where $f(\epsilon, T)$ is the Fermi distribution given by

$$f(\epsilon, T) = (1 + e^{\sqrt{\epsilon^2 + \Delta(T)^2}/k_B T})^{-1}. \quad (3)$$

Here, Δ_i ($i=1$ and 2) are the energy gaps at $T=0$, and $\Delta_i(T)$ were taken to follow the standard weak-coupled BCS temperature dependence. This model reduces to a single-gap BCS model when $w=1$. The size of the gaps, Δ_1 and Δ_2 , and T_C were fit globally, while $n_s(0)$ and the weighting factor, w , were allowed to be field-dependent. The fit values of $1/\lambda^2$ are shown by the fit lines on Fig. 2. We see that this two gap model fits the observed temperature dependence of $1/\lambda^2$ for each of the samples and fields measured. Single gap fits did not give satisfactory results (when the BCS gap function was used). For most of the samples we obtained the larger gap value $2\Delta/k_B T_C \approx 3.7$ which is close to the weak coupled BCS value of 3.5. For the $\text{Sr}(\text{Fe}_{0.87}\text{Co}_{0.13})_2\text{As}_2$ the larger gap was $2\Delta/k_B T_C \approx 2.7$, less than the BCS value. For the $\text{Ba}(\text{Fe}_{1-x}\text{Co}_x)_2\text{As}_2$ samples with $x=0.107$ and 0.114 most of the weight was on the smaller gap. The results for these three samples give a stronger low-temperature dependence to the superfluid density than for a single-gap weak-coupled BCS system, as can be seen on Fig. 2. This steeper temperature dependence may possibly reflect a non- s -wave gap as has been interpreted by tunnel diode resonator measurements.^{10,11} We do not have enough data points, especially at temperatures below 2 K, to make a definitive statement regarding the presence of gap nodes. We are able, however, to reliably extrapolate the superfluid density to obtain a good estimate of the magnitude of $1/\lambda^2(T \rightarrow 0)$. Examining the behavior of $1/\lambda^2$ for the different samples in Fig. 2 we see that there is considerable variation in $1/\lambda^2(T \rightarrow 0)$. Over the range of dopings and fields studied, the value of $1/\lambda^2(T \rightarrow 0)$ varies from $5 \mu\text{m}^{-2}$ to nearly $30 \mu\text{m}^{-2}$, more than half an order of magnitude.

There is considerable field dependence in $1/\lambda^2(T \rightarrow 0)$ for the $\text{Ba}(\text{Fe}_{1-x}\text{Co}_x)_2\text{As}_2$ samples with $x=0.061$ and $x=0.074$ which is essentially absent for the higher doped samples with the smaller superfluid density. We first noted this large field dependence in our study of $\text{Ba}(\text{Fe}_{0.926}\text{Co}_{0.074})_2\text{As}_2$;¹⁴ subsequent studies on other pnictides have seen similar behavior.²⁵ The field dependence in the density of states in a multiband superconductor has been calculated by Ichioka *et al.*²⁶ who noted that a strong field dependence is expected for fields on the order of the smaller gap size. Results of previous μSR measurements of a variety of multigap superconductors are described in Ref. 16. In those materials (such as NbSe_2) the origin of the field dependence is the loosely bound core states associated with the smaller gap. With increasing field these states become more delocalized and affect the field distribution seen by the muon ensemble. The field dependence we observe in this study is larger than we would expect to be due to the smaller gap Δ_2 and may possibly indicate that an anisotropic gap (perhaps with nodes) might be more appropriate for the smaller gap than the uniform gap model used to fit the temperature dependence of the super-

TABLE I. Results of fitting $1/\lambda^2(T)$ to Eq. (1) for $T_C(\text{K})$, $\lambda_0(\text{nm})$ in fields of 0.02 and 0.1 T. Also shown are values of $\lambda_0(\text{nm})$ extrapolated to zero field.

	T_C	$\lambda_0(0.02T)$	$\lambda_0(0.1T)$	$\lambda_0(B=0)$
$\text{Ba}(\text{Fe}_{0.939}\text{Co}_{0.061})_2\text{As}_2$	23.6	189.4 ± 1.1	240.5 ± 2.0	182.6 ± 1.4
$\text{Ba}(\text{Fe}_{0.926}\text{Co}_{0.074})_2\text{As}_2$	22.1	224.2 ± 0.6	277.4 ± 1.0	216.8 ± 0.7
$\text{Ba}(\text{Fe}_{0.899}\text{Co}_{0.101})_2\text{As}_2$	14.1	332.2 ± 2.2	348.3 ± 4.6	329.3 ± 3.4
$\text{Ba}(\text{Fe}_{0.89}\text{Co}_{0.11})_2\text{As}_2$	10.3	453.8 ± 2.6	448.0 ± 2.4	454.9 ± 3.6
$\text{Sr}(\text{Fe}_{0.87}\text{Co}_{0.13})_2\text{As}_2$	16.2	325.5 ± 0.5	339.8 ± 0.6	322.8 ± 0.7

fluid density. We note that different gap symmetries on different parts of the Fermi surface might resolve the apparent discrepancies between different techniques that probe the normal state carrier concentration (e.g., tunnel diode oscillator, microwave) and superfluid carrier concentrations (μSR). To estimate the zero applied field values of λ_0 we have performed a linear extrapolation of the fit values of $1/\lambda_0^2$ measured in 0.02 and 0.1 T and included the resulting $\lambda_0(B \rightarrow 0)$ values in Table I.

Figure 3 shows the extrapolated values of $1/\lambda^2(T \rightarrow 0)$ and the fit values of T_C as a function of the level of Co doping x for $\text{Ba}(\text{Fe}_{1-x}\text{Co}_x)_2\text{As}_2$ and $\text{Sr}(\text{Fe}_{1-x}\text{Co}_x)_2\text{As}_2$. We see that above $x=0.06$ in $\text{Ba}(\text{Fe}_{1-x}\text{Co}_x)_2\text{As}_2$ the superconducting T_C decreases with increasing Co substitution, in agreement with previous work. Additionally, the T_C for $\text{Sr}(\text{Fe}_{1-x}\text{Co}_x)_2\text{As}_2$ does not lie on the same curve as for the $\text{Ba}(\text{Fe}_{1-x}\text{Co}_x)_2\text{As}_2$ family; the location of the superconducting phase dome within the phase diagram is different for the two families. The lower panel of Fig. 3 shows the evolution of the extrapolated $1/\lambda^2(T \rightarrow 0)$. Within the $\text{Ba}(\text{Fe}_{1-x}\text{Co}_x)_2\text{As}_2$ family, there is a monotonic decrease in $1/\lambda^2(T \rightarrow 0)$ and again, the point for $\text{Sr}(\text{Fe}_{1-x}\text{Co}_x)_2\text{As}_2$ does not lie on the same curve.

Muon spin rotation measurements on a wide variety of cuprate and other exotic superconductors have revealed a

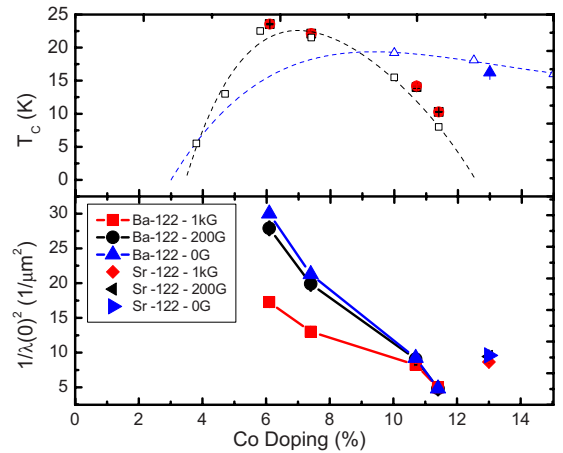


FIG. 3. (Color online) Superconducting T_C 's and $1/\lambda^2(T \rightarrow 0)$ for $\text{Ba}(\text{Fe}_{1-x}\text{Co}_x)_2\text{As}_2$ and $\text{Sr}(\text{Fe}_{1-x}\text{Co}_x)_2\text{As}_2$ as a function of Co concentration x , measured in $\text{TF}=0.02$ T and 0.1 T, and extrapolated to $B=0$. The open points and dashed lines are the measured T_C 's and the superconducting dome taken from Ref. 2 for $\text{Ba}(\text{Fe},\text{Co})_2\text{As}_2$ and Refs. 7 and 27 for $\text{Sr}(\text{Fe},\text{Co})_2\text{As}_2$.

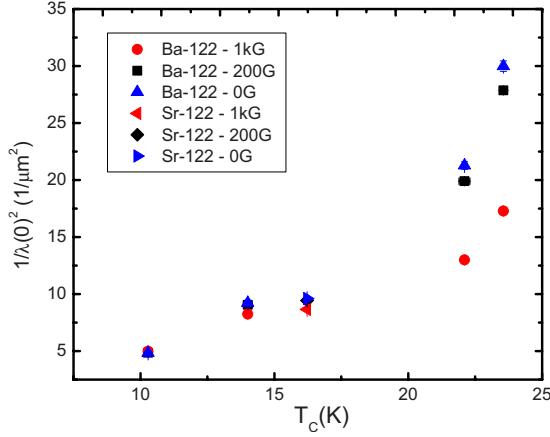


FIG. 4. (Color online) Superconducting T_C vs $1/\lambda^2(T \rightarrow 0)$ for $\text{Ba}(\text{Fe}_{1-x}\text{Co}_x)_2\text{As}_2$ and $\text{Sr}(\text{Fe}_{1-x}\text{Co}_x)_2\text{As}_2$ as a function of Co concentration x , measured in $\text{TF}=0.02$ T and 0.1 T and extrapolated to $B=0$.

strong, roughly linear correlation between the superconducting transition temperature and the extrapolated zero-temperature superfluid density divided by the effective mass.²⁸ This relation is not expected in standard BCS theory, implying that a different mechanism is responsible for superconductivity in these systems. We plot our fit values of T_C vs $1/\lambda^2(T \rightarrow 0)$ in Fig. 4 for $\text{Ba}(\text{Fe}_{1-x}\text{Co}_x)_2\text{As}_2$ and $\text{Sr}(\text{Fe}_{0.87}\text{Co}_{0.13})_2\text{As}_2$. In contrast to the plots on Fig. 3, the points for all of the samples lie close to common curves for both 20 and 100 mT. We see that in single crystals of $\text{Ba}(\text{Fe}_{1-x}\text{Co}_x)_2\text{As}_2$ and $\text{Sr}(\text{Fe}_{1-x}\text{Co}_x)_2\text{As}_2$, the superconducting T_C is apparently determined by the carrier density divided by the effective mass.

Specific-heat measurements²⁹ of the superconducting transition found that the specific heat jump at T_C divided by T_C was correlated with T_C as $\Delta C_P/T_C \propto T_C^2$. Our results for $1/\lambda(T \rightarrow 0)^2$ are shown, along with specific-heat jump for $\text{Sr}(\text{Fe}_{0.87}\text{Co}_{0.13})_2\text{As}_2$ and the results of Bud'ko *et al.*²⁹ in Fig. 5. In agreement with the specific heat, we find that $1/\lambda(T \rightarrow 0)^2$ can be well described by a straight line with slope $n \approx 2$ as indicated by the dashed line. The common variation in the superfluid density³⁰ and the specific-heat jump $\Delta C_P/T_C$ and T_C ,³¹ as a function of carrier doping was first noted in overdoped $\text{Ti}_2\text{Ba}_2\text{CuO}_{6+\delta}$ cuprates.³² The present case of the FeAs superconductors, shown in Fig. 5, exhibits commonalities to the cuprates in this regard.

There are two contributions to the measured penetration depth with chemical substitution. First, doping changes the carrier concentration which directly changes the London penetration depth λ_L via $1/\lambda_L^2 \propto n_s/m^*$. If a system is in the dirty limit, the measured penetration depth is actually an effective penetration depth $\lambda_{\text{eff}} = \lambda_L(1 + \xi_0/l)^{1/2}$, where ξ_0 is the coherence length and l is the mean-free path.³³ The upper critical field is quite large in these systems, taking $H_{c2} \approx 50$ T gives an estimate of $\xi_0 = 2.5$ nm. In order to estimate the mean-free path, a reasonable value of the Fermi velocity is needed. Due to the unclear situation of the nature of the Fermi surface in the pnictides, an estimate of the pair-breaking effect is unlikely to be accurate. Optical conductivity measurements have directly detected the opening of the

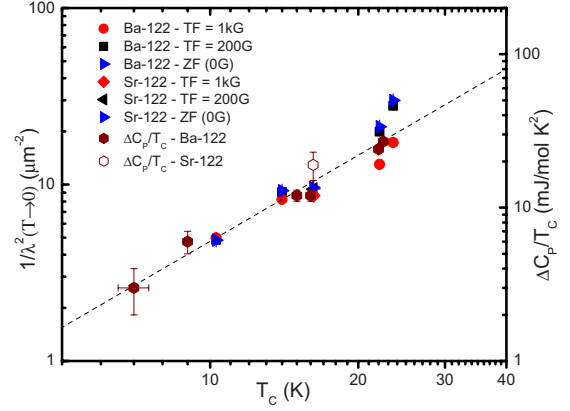


FIG. 5. (Color online) $1/\lambda^2(T \rightarrow 0)$ vs superconducting T_C for $\text{Ba}(\text{Fe}_{1-x}\text{Co}_x)_2\text{As}_2$ and $\text{Sr}(\text{Fe}_{1-x}\text{Co}_x)_2\text{As}_2$ as a function of Co concentration x , measured in $\text{TF}=0.02$ and 0.1 T and extrapolated to $B=0$, plotted with $\Delta C_P/T_C$ from Ref. 29. The dashed line has a slope $n=2$ and is a guide to the eye.

superconducting gap in $\text{Ba}(\text{Fe}_{1-x}\text{Co}_x)_2\text{As}_2$ with $x=0.1$,³⁴ $x=0.07$,³⁵ and $x=0.065$.³⁶ Broadening of the normal-state zero-frequency Drude conductivity indicates the presence of significant normal-state scattering. Some authors have argued that strong pair breaking can account for a number of effects, including the specific-heat jump at T_C and the behavior of dH_{c2}/dT .³⁷ Assuming strong pair breaking, Kogan³⁸ has found that $1/\lambda(0) \propto T_C$, in agreement with our results in Fig. 5. However, the existence of such strong pair breaking is not yet proven. Although scattering is clearly present in these systems, it is unlikely that reasonably modest changes in the dopant concentration (of a few percent) could cause such a dramatic change in the scattering so as to dominate the penetration depth and as such, substantial changes in the superfluid density are apparently occurring with chemical substitution.

Hall-effect measurements show that the normal-state carrier concentration increases monotonically with increased chemical substitution.³⁹ If in fact the superfluid density decreases with increasing doping above the maximum T_C , then this implies that not all of the carriers join the condensate below T_C . This segregation into superconducting and normal fluids could be in reciprocal space, if superconductivity occurs on only some parts of the Fermi surface. This could also occur in real space with phase separation into normal and superconducting regions. Previous μSR measurements of overdoped $\text{Ti}_2\text{Ba}_2\text{CuO}_{6+\delta}$ (Refs. 30 and 40) exhibited similar behavior with increased normal state doping and a loss of superconducting carrier density. Real-space phase separation has been seen in other μSR measurements of both hole-^{41,42} and electron-doped⁴³ pnictide superconductors.

Phase separation (either in real space or reciprocal space) should leave a residual normal fluid whose spectral weight should increase with Co substitution and which should be apparent in measurements of optical conductivity. Recent optical measurements by Gorshunov *et al.*, in $\text{Ba}(\text{Fe}_{1-x}\text{Co}_x)_2\text{As}_2$ with $x=0.1$ do in fact show appreciable residual conductivity well within the superconducting state which may be evidence of this residual normal fluid.³⁴ Ad-

ditional measurements at low frequencies for a range of doping are needed to further test this hypothesis. Gofryk *et al.*⁴⁴ reported specific-heat measurements of $\text{Ba}(\text{Fe}_{1-x}\text{Co}_x)_2\text{As}_2$ for a range of Co concentrations. They found a substantial normal fluid response (residual linear specific-heat contribution) which increased with Co concentration for $x > 0.08$.

Our μSR results in Co-substituted BaFe_2As_2 and SrFe_2As_2 indicate that the vortex lattice exists throughout the samples which indicates that any phase separation is either in real space with a characteristic length scale much less than the penetration depth (perhaps the coherence length) or in reciprocal space. A model for real-space phase separation for overdoped cuprates has been discussed in Ref. 45. If the phase separation occurs in momentum space, it could originate perhaps from only some of the multiple bands in these systems participating in the pairing. Angle-resolved photoemission measurements⁴⁶ have shown that above $x \approx 0.08$ overdoped electrons fill the hole Fermi surface at the Brillouin zone center, resulting in a loss of interband scattering. If this scattering is responsible for pairing, then the loss of the hole states with substitution could reduce the superfluid density, even though the normal state carrier concentration increases with doping.

IV. PARAMAGNETIC FREQUENCY SHIFT

When fitting the μSR time spectra to our analytical Ginzburg-Landau model, one of the fitted parameters is the average muon precession frequency ν_μ . In the normal state, this precession frequency is given by $\nu_\mu = (1 + K_\mu) \gamma_\mu B_{\text{ext}}$, where B_{ext} is the externally applied magnetic field, γ_μ is the muon gyromagnetic ratio, and K_μ is the Knight shift. In the superconducting state the muon precession frequency is generally slightly reduced from the normal state value due to flux expulsion; for thin platelike samples this reduction is generally quite small due to the demagnetizing factor. We show the fitted values of the fractional shift in the precession frequency relative to its normal state value $\nu_{\mu N}$ in Fig. 6. We see that except for a negative shift right below T_C for some samples due to bulk screening, all samples have increasing frequency shifts with decreasing temperature in the superconducting state. A similar positive frequency shift has also been reported by Khasanov *et al.*⁴⁷ in $\text{SrFe}_{1.75}\text{Co}_{0.25}\text{As}_2$. A positive value of $\nu_\mu/\nu_{\mu N} - 1$ indicates that the field at the muon site is actually *greater* than the applied field. Since bulk screening can only contribute a negative frequency shift, we need to find a different explanation for our observed positive shifts.

The fractional shift within the superconducting state is considerably larger in the 0.02 T data than in the 0.1 T runs as shown in Fig. 6. In fact, the absolute value of the shifts ($\nu_\mu - \nu_{\mu N}$) is roughly the same for the two fields. The shifts are also largest for the samples with the highest T_C and highest superfluid density $n_s/m^* \propto 1/\lambda^2$. Previous μSR studies of the electron-doped cuprate superconductor $\text{Pr}_{2-x}\text{Ce}_x\text{CuO}_4$ also exhibited a positive frequency shift below T_C which was interpreted as evidence of field-induced magnetism.⁴⁸ In that case, the absolute shift decreased with increasing field (not just the fractional shift), indicating that the induced fields

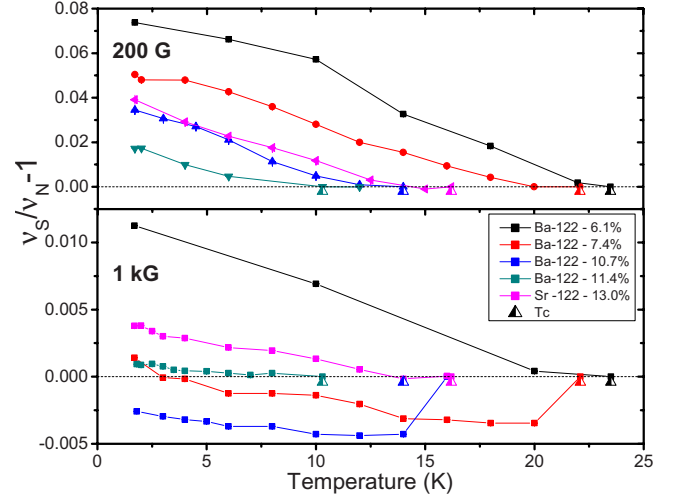


FIG. 6. (Color online) Fractional shift of muon precession frequency $\nu_\mu/\nu_{\mu N} - 1$ relative to the normal state frequency $\nu_{\mu N}$. Superconducting transition temperatures indicated by triangle symbols.

were perpendicular to the applied field. In the present case, the fact that the absolute shift is roughly field-independent indicates that the induced moments must be parallel to the applied field and have a ferromagnetic character (antiferromagnetic fields would split the precession line, rather than shift it). We note that these field-induced ferromagnetic fields would not be apparent in bulk susceptibility measurements, since they would be screened by supercurrents on the surface of the sample. In each sample the paramagnetic frequency shift sets in at the superconducting T_C of each particular sample, implying that it is a property of the superconducting state. One possible source of such a field could be a spin triplet pair state, where the Cooper pairs possess a nonzero angular momentum. However, other explanations are also possible and further experiments will be required to determine the microscopic origin of these internal fields.

V. CONCLUSIONS

We have measured the London penetration depth in single crystals of $\text{Ba}(\text{Fe}_{1-x}\text{Co}_x)_2\text{As}_2$ (with $x \geq 0.061$) and $\text{Sr}(\text{Fe}_{0.87}\text{Co}_{0.13})_2\text{As}_2$ using muon spin rotation. The temperature dependence of $1/\lambda^2$ can be fit by a two-band model, where the gaps follow the BCS temperature dependence. In the more highly doped samples we find that dominant gap magnitude is considerably smaller than the weak-coupled BCS result, implying that the gap must be highly anisotropic and could possess nodes in this doping regime. Our results demonstrate that $1/\lambda^2(T \rightarrow 0)$ varies roughly quadratically with the superconducting transition temperature T_C . We find that the superfluid density divided by the effective mass $n_s/m^* \propto 1/\lambda^2$ decreases as normal state charge carriers are added. This implies that a form of electronic phase separation (either in real or reciprocal space) occurs in these systems. We observe a paramagnetic frequency shift in all specimens below T_C , the magnitude of which is roughly independent of field but decreases with increasing doping.

ACKNOWLEDGMENTS

We appreciate the hospitality of the TRIUMF Centre for Molecular and Materials Science where the majority of these experiments were performed. Research at McMaster University is supported by NSERC and CIFAR. Work at Columbia University is supported by the US NSF under the Materials

World Network (MWN: DMR-0806846) and the Partnership for International Research and Education (PIRE: OISE-0968226) programs. Work at Ames Laboratory was supported by the Department of Energy, Basic Energy Sciences under Contract No. DE-AC02-07CH11358. Work at the University of Maryland was supported by AFOSR-MURI Grant No. FA9550-09-1-0603.

*Author to whom correspondence should be addressed; luke@mcmaster.ca

- ¹A. S. Sefat, R. Jin, M. A. McGuire, B. C. Sales, D. J. Singh, and D. Mandrus, *Phys. Rev. Lett.* **101**, 117004 (2008).
- ²N. Ni, M. E. Tillman, J.-Q. Yan, A. Kracher, S. T. Hannahs, S. L. Bud'ko, and P. C. Canfield, *Phys. Rev. B* **78**, 214515 (2008).
- ³P. C. Canfield, S. L. Bud'ko, N. Ni, J.-Q. Yan and A. Kracher, *Phys. Rev. B* **80**, 060501(R) (2009).
- ⁴S. R. Saha, T. Drye, K. Kirschenbaum, N. P. Butch, and J. Paglione, *J. Phys.: Condens. Matter* **22**, 072204 (2010).
- ⁵N. Ni, A. Thaler, A. Kracher, J.-Q. Yan, S. L. Bud'ko, and P. C. Canfield, *Phys. Rev. B* **80**, 024511 (2009).
- ⁶J. S. Kim, S. Khim, L. Yan, N. Manivannan, Y. Liu, I. Kim, G. R. Stewart, and K. H. Kim, *J. Phys.: Condens. Matter* **21**, 102203 (2009).
- ⁷S. R. Saha, N. P. Butch, K. Kirshenbaum, and J. Paglione, *Phys. Rev. B* **79**, 224519 (2009).
- ⁸Y. Nakai, K. Ishida, Y. Kamihara, M. Hirano, and H. Hosono, *J. Phys. Soc. Jpn.* **77**, 073701 (2008).
- ⁹H.-J. Grafe, D. Paar, G. Lang, N. J. Curro, G. Behr, J. Werner, J. Hamann-Borrero, C. Hess, N. Leps, R. Klingeler, and B. Buchner, *Phys. Rev. Lett.* **101**, 047003 (2008).
- ¹⁰R. T. Gordon, N. Ni, C. Martin, M. A. Tanatar, M. D. Vannette, H. Kim, G. D. Samolyuk, J. Schmalian, S. Nandi, A. Kreyssig, A. I. Goldman, J. Q. Yan, S. L. Bud'ko, P. C. Canfield, and R. Prozorov, *Phys. Rev. Lett.* **102**, 127004 (2009).
- ¹¹R. T. Gordon, C. Martin, H. Kim, N. Ni, M. A. Tanatar, J. Schmalian, I. I. Mazin, S. L. Bud'ko, P. C. Canfield, and R. Prozorov, *Phys. Rev. B* **79**, 100506(R) (2009).
- ¹²C. Martin, M. E. Tillman, H. Kim, M. A. Tanatar, S. K. Kim, A. Kreyssig, R. T. Gordon, M. D. Vannette, S. Nandi, V. G. Kogan, S. L. Bud'ko, P. C. Canfield, A. I. Goldman, and R. Prozorov, *Phys. Rev. Lett.* **102**, 247002 (2009).
- ¹³H. Luetkens, H.-H. Klauss, M. Kraken, F. J. Litterst, T. Dellmann, R. Klingeler, C. Hess, R. Khasanov, A. Amato, C. Baines, M. Kosmala, O. J. Schumann, M. Braden, J. Hamann-Borrero, N. Leps, A. Kondrat, G. Behr, J. Werner, and B. Buchner, *Nature Mater.* **8**, 350 (2008).
- ¹⁴T. J. Williams, A. A. Aczel, E. Baggio-Saitovitch, S. L. Bud'ko, P. C. Canfield, J. P. Carlo, T. Goko, J. Munevar, N. Ni, Y. J. Uemura, W. Yu, and G. M. Luke, *Phys. Rev. B* **80**, 094501 (2009).
- ¹⁵K. Terashima, Y. Sekiba, J. H. Bowen, K. Nakayama, T. Kawahara, T. Sato, P. Richard, Y.-M. Xu, L. J. Li, G. H. Cao, Z. A. Xu, H. Ding, and T. Takahashi, *Proc. Natl. Acad. Sci. U.S.A.* **106**, 7330 (2009).
- ¹⁶J. E. Sonier, *Rep. Prog. Phys.* **70**, 1717 (2007).
- ¹⁷E. H. Brandt, *Phys. Rev. B* **37**, 2349 (1988).
- ¹⁸A. Maisuradze, R. Khasanov, A. Shengelaya, and H. Keller, *J. Phys.: Condens. Matter* **21**, 075701 (2009).
- ¹⁹S. R. Saha, N. P. Butch, K. Kirshenbaum, J. Paglione, and P. Y. Zavalij, *Phys. Rev. Lett.* **103**, 037005 (2009).
- ²⁰T. M. Riseman, J. H. Brewer, K. H. Chow, W. N. Hardy, R. F. Kiefl, S. R. Kreitzman, R. Liang, W. A. MacFarlane, P. Mendels, G. D. Morris, J. Rammer, J. W. Schneider, C. Niedermayer, and S. L. Lee, *Phys. Rev. B* **52**, 10569 (1995).
- ²¹J.-P. Reid, M. A. Tanatar, X. G. Luo, H. Shakeripour, N. Doiron-Leyraud, N. Ni, S. L. Bud'ko, P. C. Canfield, R. Prozorov, and L. Taillefer, *Phys. Rev. B* **82**, 064501 (2010).
- ²²F. Bouquet, Y. Wang, R. A. Fisher, D. G. Hinks, J. D. Jorgensen, A. Junod, and N. E. Phillips, *Europhys. Lett.* **56**, 856 (2001).
- ²³K. Ohishi, T. Muranaka, J. Akimitsu, A. Koda, W. Higemoto, and R. Kadono, *J. Phys. Soc. Jpn.* **72**, 29 (2003).
- ²⁴S. Takeshita, and R. Kadono, *New J. Phys.* **11**, 035006 (2009).
- ²⁵S. Weyeneth, M. Bendele, R. Puzniak, F. Murányi, A. Bussmann-Holder, N. Zhigadlo, S. Ktrych, Z. Bukowski, J. Karpinski, A. Shengelaya, R. Khasanov, and H. Keller, *EPL* **91**, 47005 (2010).
- ²⁶M. Ichioka, K. Machida, N. Nakai, and P. Miranovic, *Phys. Rev. B* **70**, 144508 (2004).
- ²⁷A. Leithe-Jasper, W. Schnelle, C. Geibel, and H. Rosner, *Phys. Rev. Lett.* **101**, 207004 (2008).
- ²⁸Y. J. Uemura *et al.*, *Phys. Rev. Lett.* **62**, 2317 (1989).
- ²⁹S. L. Bud'ko, N. Ni, P. C. Canfield, *Phys. Rev. B* **79**, 220516(R), (2009).
- ³⁰Y. J. Uemura, A. Keren, L. P. Le, G. M. Luke, W. D. Wu, Y. Kubo, T. Manako, Y. Shimakawa, M. Subramanian, and J. T. Markert, *Nature (London)* **364**, 605 (1993).
- ³¹J. W. Loram, K. A. Mirza, J. M. Wada, J. R. Cooper, and W. Y. Liang, *Physica C* **235-240**, 134 (1994).
- ³²Y. J. Uemura, *J. Phys.: Condens. Matter* **16**, S4515 (2004).
- ³³M. Tinkham, *Introduction to Superconductivity*, 2nd ed. (Dover, New York, 2004).
- ³⁴B. Gorshunov, D. Wu, A. A. Voronkov, P. Kallina, K. Iida, S. Haindl, F. Kurth, L. Schultz, B. Holzapfel, and M. Dressl, *Phys. Rev. B* **81**, 060509(R) (2010).
- ³⁵E. van Heumen, Y. Huang, S. de Jong, A. Kuzmenko, M. Golden, and D. van der Marel, *EPL* **90**, 37005 (2010).
- ³⁶K. Kim, M. Rössle, A. Dubroka, V. Malik, T. Wolf, and C. Bernhard, *Phys. Rev. B* **81**, 214508 (2010).
- ³⁷R. T. Gordon, H. Kim, M. A. Tanatar, R. Prozorov, and V. G. Kogan, *Phys. Rev. B* **81**, 180501(R) (2010).
- ³⁸V. G. Kogan, *Phys. Rev. B* **81**, 184528 (2010).
- ³⁹E. D. Mun, S. L. Bud'ko, N. Ni, A. N. Thaler, and P. C. Canfield, *Phys. Rev. B* **80**, 054517 (2009).
- ⁴⁰Ch. Niedermayer, C. Bernhard, U. Binniger, H. Glückler, J. L.

- Tallon, E. J. Ansaldo, and J. I. Budnick, *Phys. Rev. Lett.* **71**, 1764 (1993).
- ⁴¹ S. Takeshita, R. Kadono, M. Hiraishi, M. Miyazaki, A. Koda, S. Matsuishi, and H. Hosono, *Phys. Rev. Lett.* **103**, 027002 (2009).
- ⁴² A. A. Aczel, E. Baggio-Saitovitch, S. L. Bud'ko, P. C. Canfield, J. P. Carlo, G. F. Chen, P. Dai, T. Goko, W. Z. Hu, G. M. Luke, J. L. Luo, N. Ni, D. R. Sanchez-Candela, F. F. Tafti, N. L. Wang, T. J. Williams, W. Yu, and Y. J. Uemura, *Phys. Rev. B* **78**, 214503 (2008).
- ⁴³ T. Goko, A. A. Aczel, E. Baggio-Saitovitch, S. L. Bud'ko, P. C. Canfield, J. P. Carlo, G. F. Chen, P. Dai, A. C. Hamann, W. Z. Hu, H. Kageyama, G. M. Luke, J. L. Luo, B. Nachumi, N. Ni, D. Reznik, D. R. Sanchez-Candela, A. T. Savici, K. J. Sikes, N. L. Wang, C. R. Wiebe, T. J. Williams, T. Yamamoto, W. Yu, and Y. J. Uemura, *Phys. Rev. B* **80**, 024508 (2009).
- ⁴⁴ K. Gofryk, A. S. Sefat, M. A. McGuire, B. C. Sales, D. Mandrus, J. D. Thompson, E. D. Bauer, and F. Ronning, *Phys. Rev. B* **81**, 184518 (2010).
- ⁴⁵ Y. J. Uemura, *Solid State Commun.* **120**, 347 (2001).
- ⁴⁶ Y. Sekiba, T. Sato, K. Nakayama, K. Terashima, P. Richard, J. H. Bowen, H. Ding, Y.-M. Xu, L. J. Li, G. H. Cao, Z. A. Xu, and T. Takahashi, *New J. Phys.* **11**, 025020 (2009).
- ⁴⁷ R. Khasanov, A. Maisuradze, H. Maeter, A. Kwadrin, H. Luetkens, A. Amato, W. Schnelle, H. Rosner, A. Leithe-Jasper, and H.-H. Klauss, *Phys. Rev. Lett.* **103**, 067010 (2009).
- ⁴⁸ J. E. Sonier, K. F. Poon, G. M. Luke, P. Kyriakou, R. I. Miller, Ruixing Liang, C. R. Wiebe, P. Fournier, R. L. Greene, *Phys. Rev. Lett.* **91**, 147002 (2003).