

## NRC Publications Archive Archives des publications du CNRC

### Evaluating suggested lengths used for cut-off planes using the effective length calculation procedure

Hayes, Alex; Ghobadi, Mehdi; Moore, Travis

#### **NRC Publications Archive Record / Notice des Archives des publications du CNRC :**

<https://nrc-publications.canada.ca/eng/view/object/?id=90d5a969-4ea1-404b-86b1-10b369c28629>

<https://publications-cnrc.canada.ca/fra/voir/objet/?id=90d5a969-4ea1-404b-86b1-10b369c28629>

Access and use of this website and the material on it are subject to the Terms and Conditions set forth at

<https://nrc-publications.canada.ca/eng/copyright>

READ THESE TERMS AND CONDITIONS CAREFULLY BEFORE USING THIS WEBSITE.

L'accès à ce site Web et l'utilisation de son contenu sont assujettis aux conditions présentées dans le site

<https://publications-cnrc.canada.ca/fra/droits>

LISEZ CES CONDITIONS ATTENTIVEMENT AVANT D'UTILISER CE SITE WEB.

**Questions?** Contact the NRC Publications Archive team at

PublicationsArchive-ArchivesPublications@nrc-cnrc.gc.ca. If you wish to email the authors directly, please see the first page of the publication for their contact information.

**Vous avez des questions?** Nous pouvons vous aider. Pour communiquer directement avec un auteur, consultez la première page de la revue dans laquelle son article a été publié afin de trouver ses coordonnées. Si vous n'arrivez pas à les repérer, communiquez avec nous à PublicationsArchive-ArchivesPublications@nrc-cnrc.gc.ca.

# Evaluating Suggested Lengths used for Cut-off Planes using The Effective Length Calculation Procedure.

**COMSOL CONFERENCE 2020 NORTH AMERICA**



# Alex Hayes, M.A.Sc

## Research Officer NRC (2019-Present)

- Investigating steady state effects of thermal bridges
- Exploring effects of simplifications made in thermal performance simulations
- Performing effective length calculations to confirm effects of thermal bridges are being captured in thermal performance simulations

## Master's degree in mechanical engineering from Carleton University

- Investigation of service life for vacuum insulation panels using accelerated ageing
- Designed, built and calibrated a guarded hot plate apparatus

## Expertise

- Heat transfer, simulations, linear thermal transmittance, vacuum insulation panels, Mechanical engineering



# Thermal performance of building envelopes

Building codes are attempting to reduce space heating and cooling loads by increasing the minimum insulating levels.

As higher insulation levels are used, the effects of thermal bridging become more important.

The additional heat flow from all the thermal bridges can become a large portion of total energy loss from a structure.



(National Research Council Canada, 2019)


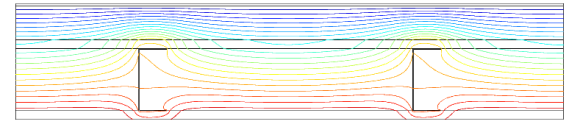


# What is a thermal bridge

Thermal bridge is a term used to describe a feature within a building façade which facilitates the transport of thermal energy through the envelope at a higher rate compared to the surrounding construction (ISO 10211, 2017).

Thermal bridges can be found where there are changes in material properties or geometries that result in discrepancies in material thicknesses.

Eg. Window frames, studs in walls, slab edges, metal fasteners



# Ways to calculate thermal performance

Hand calculations (ASHRAE, 2017) (National Research Council Canada, 2011)

- Isothermal planes, Parallel path, Modified Zone, Thermal transmittance

Guarded Hot Box testing (ASTM C-1363, 2019)

In-Situ testing

Computer simulations (ISO 10211, 2017)

- 2D and 3D simulations



# Thermal transmittance

$$U = \frac{\sum(\psi L) + \sum(\chi)}{Area} + U_0$$

$U$  = Thermal transmittance of assembly with thermal bridges ( $W/m^2 \cdot K$ )

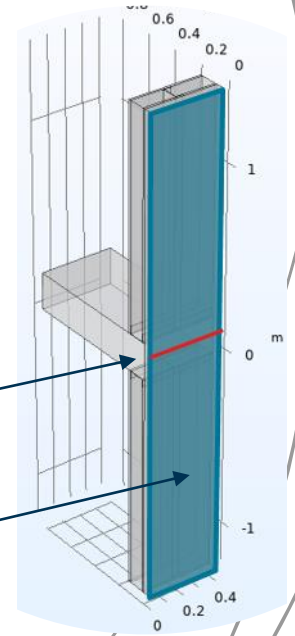
$U_0$  = Thermal transmittance of assembly without thermal bridge ( $W/m^2 \cdot K$ )

$\psi$  = Linear thermal transmittance ( $W/m \cdot K$ )

$L$  = Length of linear thermal bridge (m)

$\chi$  = Point thermal transmittance ( $W/K$ )

$Area$  = Surface area ( $m^2$ )

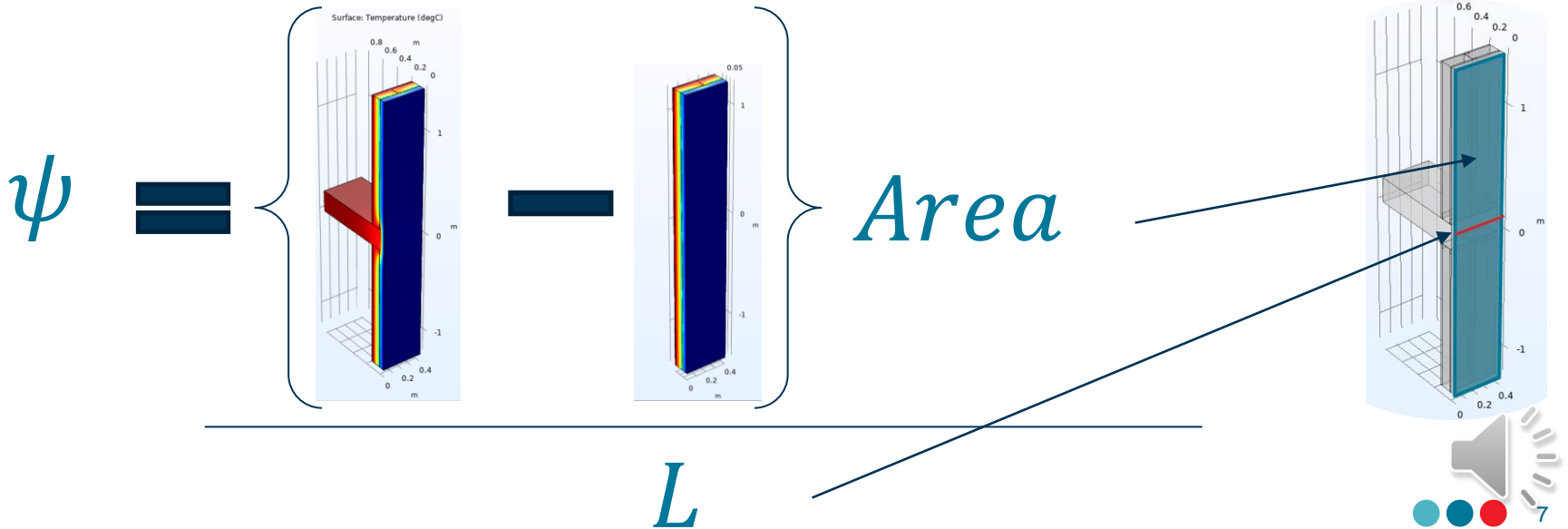


# Linear thermal transmittance

$$U = \frac{\Sigma(\psi L) + \Sigma(\chi)}{\text{Area}} + U_o$$

Assuming no point thermal bridges,

Rearranging for  $\psi$

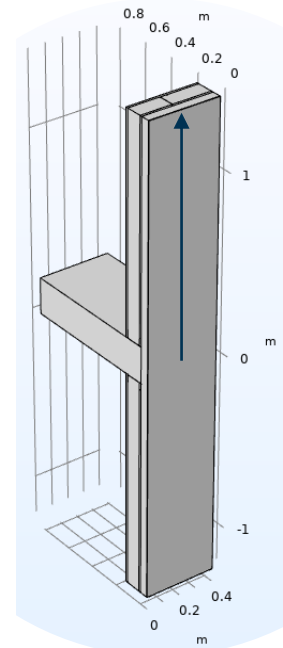




# Cut-off lengths

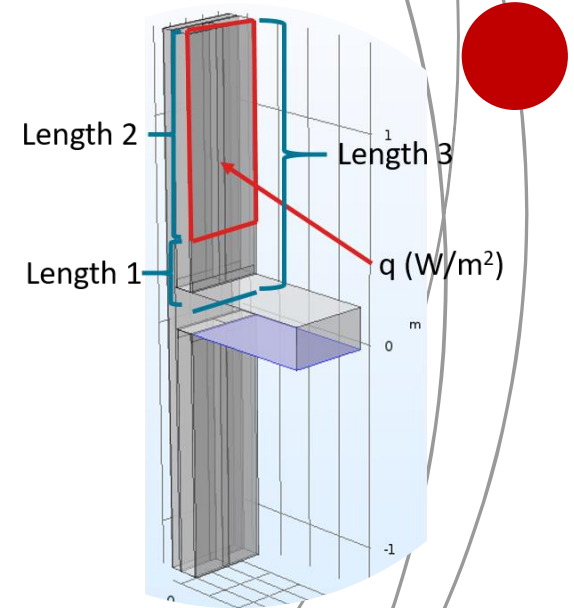
## Suggested Cut-off Length

Length (m)	Reference
0.915	(ASHRAE, 2011)
Greater of 1 m or 3 times thickness of flanking element	(ISO 10211, 2017)
1.2	Used in this study

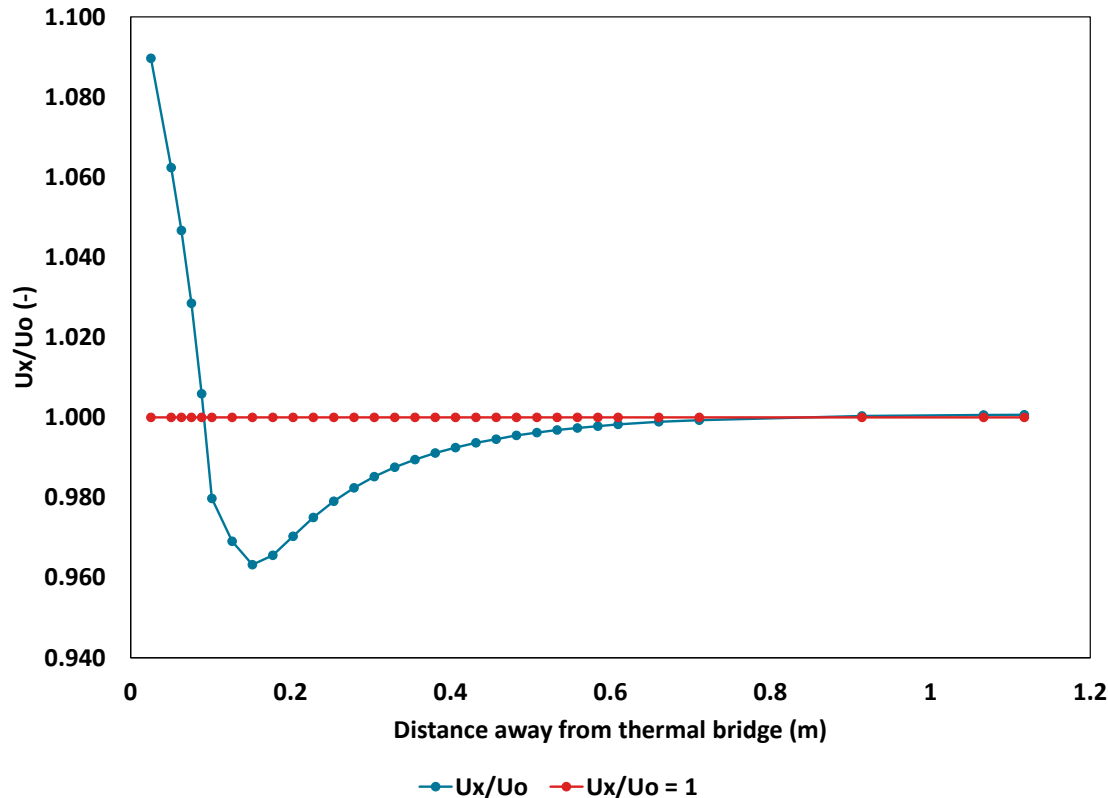


# Effective length procedure

- Incrementally increase the length of Length 1 starting “x” distance from center of thermal bridge
- Evaluate the average heat flux ( $\text{W}/\text{m}^2$ ) and subsequent thermal transmittance “ $U_x$ ” ( $\text{W}/\text{m}^2 \text{K}$ ) value through the remaining area (Length 2 x Width)
- Calculate the ratio between the obtained  $U_x$  value and the clear field  $U_o$  value or  $U_x/U_o$
- $U_o$  or Clear field thermal transmittance (assembly without thermal bridge)
- Looking for the length away from the thermal bridge where the resulting ratio  $U_x/U_o$  converges to 1



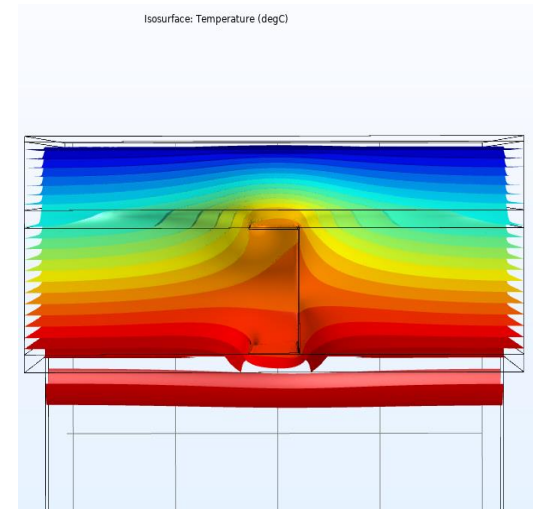
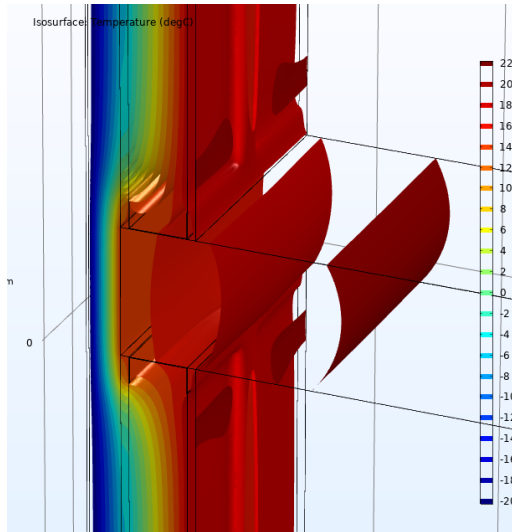
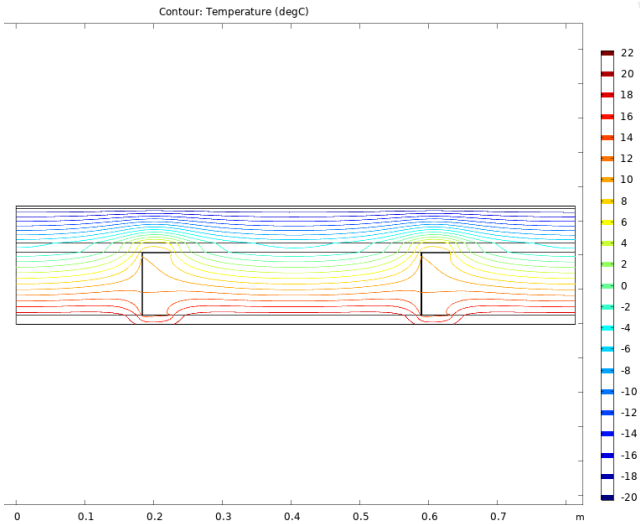
# Effective length plot



- Ratio of  $U_x/U_o = 1$  is when heat flux resembles that of clear field wall.
- As distance away from center of thermal bridge increases, the effects of thermal bridge decrease.



# Isotherms from COMSOL



# Conclusions

- Effective length in example was found to be 0.7 m
- Recommended cut-off lengths would be sufficient
- Linear thermal transmittance  $\psi$  is dependant on modeled area



# Acknowledgements

The Authors would like to thank NRCan Office of Energy Efficiency for the financial support of the project.



# References

ASHRAE, *ASHRAE Research Project Report - Thermal performance of building envelope details for mid and high-rise buildings.* (2011)

ASHRAE, *ASHRAE Handbook—Fundamentals.* (2017)

ASTM, *C 1363 Standard Test Method for Thermal Performance of Building Materials and Envelope Assemblies by Means of a Hot Box Apparatus.* (2019)

BC Hydro, *Building Envelope Thermal Bridging Guide Version 1.3.* Morrison Hershfield Limited. (2019)

ISO, *ISO 10211 - Thermal bridges in building construction — Heat flows and surface temperatures — Detailed calculations.* (2017)

National Research Council Canada, *Canadian Centre for Housing Technology research facility*, Retrieved from: *Canadian Centre for Housing Technology research facility: <https://nrc.canada.ca/en/research-development/nrc-facilities/canadian-centre-housing-technology-research-facility>.* (2019)

National Research Council Canada, *User's Guide: National Energy Code of Canada for Buildings.* (2011)



# THANK YOU

Alex Hayes • Research Officer • [Alexander.Hayes@nrc-cnrc.gc.ca](mailto:Alexander.Hayes@nrc-cnrc.gc.ca)

Mehdi Ghobadi • Research Officer • [Mehdi.Ghobadi@nrc-cnrc.gc.ca](mailto:Mehdi.Ghobadi@nrc-cnrc.gc.ca)

Travis Moore • Research Council Officer • [Travis.Moore@nrc-cnrc.gc.ca](mailto:Travis.Moore@nrc-cnrc.gc.ca)

