

NRC Publications Archive Archives des publications du CNRC

NRC Remote Clock - a secure and traceable time source

Bernard, John; Charbonneau, Andre; Hoger, Bill; Pham, Hai; Gertsvolf, Marina

This publication could be one of several versions: author's original, accepted manuscript or the publisher's version. / La version de cette publication peut être l'une des suivantes : la version prépublication de l'auteur, la version acceptée du manuscrit ou la version de l'éditeur.

For the publisher's version, please access the DOI link below. / Pour consulter la version de l'éditeur, utilisez le lien DOI ci-dessous.

Publisher's version / Version de l'éditeur:

<https://doi.org/10.33012/2017.15013>

Proceedings of the 48th Annual Precise Time and Time Interval Systems and Applications Meeting, The Precise Time and Time Interval Systems and Applications Meeting, pp. 73-79, 2017-02-02

NRC Publications Archive Record / Notice des Archives des publications du CNRC :

<https://nrc-publications.canada.ca/eng/view/object/?id=455e6064-455d-46bc-9e31-6f696c9a6788>

<https://publications-cnrc.canada.ca/fra/voir/objet/?id=455e6064-455d-46bc-9e31-6f696c9a6788>

Access and use of this website and the material on it are subject to the Terms and Conditions set forth at

<https://nrc-publications.canada.ca/eng/copyright>

READ THESE TERMS AND CONDITIONS CAREFULLY BEFORE USING THIS WEBSITE.

L'accès à ce site Web et l'utilisation de son contenu sont assujettis aux conditions présentées dans le site

<https://publications-cnrc.canada.ca/fra/droits>

LISEZ CES CONDITIONS ATTENTIVEMENT AVANT D'UTILISER CE SITE WEB.

Questions? Contact the NRC Publications Archive team at

PublicationsArchive-ArchivesPublications@nrc-cnrc.gc.ca. If you wish to email the authors directly, please see the first page of the publication for their contact information.

Vous avez des questions? Nous pouvons vous aider. Pour communiquer directement avec un auteur, consultez la première page de la revue dans laquelle son article a été publié afin de trouver ses coordonnées. Si vous n'arrivez pas à les repérer, communiquez avec nous à PublicationsArchive-ArchivesPublications@nrc-cnrc.gc.ca.

NRC Remote Clock – A Secure and Traceable Time Source

John Bernard, Andre Charbonneau, Bill Hoger, Hai Pham and [Marina Gertsvolf](#),
National Research Council (NRC), Canada

ABSTRACT

The demand for secure and accurate time has been growing in recent years in telecommunications, infrastructure, navigation and finance. The requirements are for traceable time with sub micro-second precision. Currently available methods have technical or reliability limitations in achieving this goal. The NRC Remote Clock product offers secure traceable time dissemination to a remote user. Our method achieves few tens of nanoseconds uncertainty and relies on a remote high quality clock that is controlled from the NRC main lab.

INTRODUCTION

Recent changes in financial market regulations, as well a growing demand from traders and service providers for more accurate time, have driven the development of commercial time services with sub-microsecond precision. Several National Metrology Institutes (NMI), including NRC, are currently offering or are developing such services [1, 2]. The NMIs' advantages in providing time services are their expertise in time transfer and metrology, and the authority they have in their respective countries for the realization and dissemination of official time. Most NMI's contribute to the production of Coordinated Universal Time (UTC) through regular reporting of their timescales to the Bureau International des Poids et Mesures (BIPM). While UTC is a post-processed, paper timescale, each contributing laboratory produces its own version of UTC, represented by UTC(k), which it disseminates in real time. Regular reports from the BIPM to the contributing laboratories of the offsets between UTC and UTC(k) provide traceability of the UTC(k) timescales to UTC. Over decades, NMIs have perfected the methods and tools for the highest accuracy time synchronization. Now this knowledge is being adapted to services for government, industry and military applications.

NRC has developed a Remote Clock product (NRC-RC) that disseminates time traceable to UTC(NRC) with sub-microsecond precision. The NRC-RC provides superior-accuracy time to its client's system that guarantees traceability down to the end users' devices. The service is robust, reliable, and secure. Based on a high quality local oscillator and GPS for time transfer, the remote clock is continuously monitored and adjusted to UTC(NRC) to ensure traceability and minimize vulnerability to GPS signal jamming and spoofing.

RESULTS AND DISCUSSION

The NRC-RC configuration consists of a high quality rubidium (Rb) frequency standard, a GPS receiver, a time interval counter, a control computer, and several auxiliary systems. Such systems are installed at the remote client site, and at the NRC main laboratory. The NRC-RC system output signals consist of a 1PPS signal, UTC(NRC-RC), and a timestamp provided in one of the standard NTP or PTP servers ASCII formats. An additional sine signal output at 5 or 10 MHz, syntonized to UTC(NRC-RC), is also available.

Several measurements are performed at each NRC-RC with periods ranging seconds to minutes. The time offset of the NRC-RC Rb standard 1PPS is measured against the 1PPS from GPS time as derived from the receiver, $[Rb - GPS]$. The GPS receiver data of the time offset between the receiver time (its 1PPS) and the time from each satellite, $GPSsd$, is also recorded. Similar setup is installed at the NRC main laboratory where the Rb 1PPS signal offset from UTC(NRC), $[UTC(NRC) - Rb]$, is also measured.

Every few minutes, the data acquired at the NRC main laboratory (local L) is transferred to the RC site (remote R) where time and frequency transfer calculations and UTC(NRC-RC) timescale adjustments are made. The time transfer shown in $RCR - UTC(NRC) = [Rb_R - GPS_R] + [GPSsd_R - GPSsd_L] - [Rb_L - GPS_L] - [UTC(NRC) - Rb_L]$ Equation 1 consists of the common view comparison of the remote Rb standard versus UTC(NRC). It includes a term equal to the average offset of GPS time from receiver time for each satellite that is visible simultaneously at NRC and at the remote site, $[GPSsd_R - GPSsd_L]$. The common view method effectively removes the GPS timescale from the equation. By comparing the offset information collected, the Rb frequency and 1PPS are adjusted to keep UTC(NRC-RC) time at the remote site within a few nanoseconds of UTC(NRC).

$$[RC_R - UTC(NRC)] = [Rb_R - GPS_R] + [GPSsd_R - GPSsd_L] - [Rb_L - GPS_L] - [UTC(NRC) - Rb_L] \text{ Equation 1}$$

The measurement results for $[Rb_R - GPS_R]$, $[Rb_L - GPS_L]$ and $[UTC(NRC) - Rb_L]$ are shown in Figure 1 (a), (b) and (c), respectively. The “local” implementation of NRC-RC does not apply the time transfer information ($[GPSsd_R - GPSsd_L] - [Rb_L - GPS_L] - [UTC(NRC) - Rb_L]$) to the Rb disciplining, effectively keeping it locked to the GPS signal with a time constant of tens of seconds. As a result, the $[Rb_L - GPS_L]$ measurement shows a straight line behavior, with short-term noise, as can be seen in Fig. 1(b). The fluctuations in $[UTC(NRC) - Rb_L]$ shown in Fig. 1(c) are due to the GPS time signal variation with respect to UTC(NRC). Except for differences in short-term noise, Fig. 1(d) clearly shows that $[Rb_R - GPS_R]$ is equivalent to $[UTC(NRC) - Rb_L]$ in the intermediate and the long term. Since Rb_L is equivalent to GPS_L (Fig 1(b)), Rb_R is locked to UTC(NRC) and therefore, UTC(NRC-RC) follows UTC(NRC). In Fig. 1(d) we also show for comparison hydrogen maser, HM, offset from UTC(NRC) to demonstrate the noise characteristics of the UTC(NRC) signal and the measurement system.

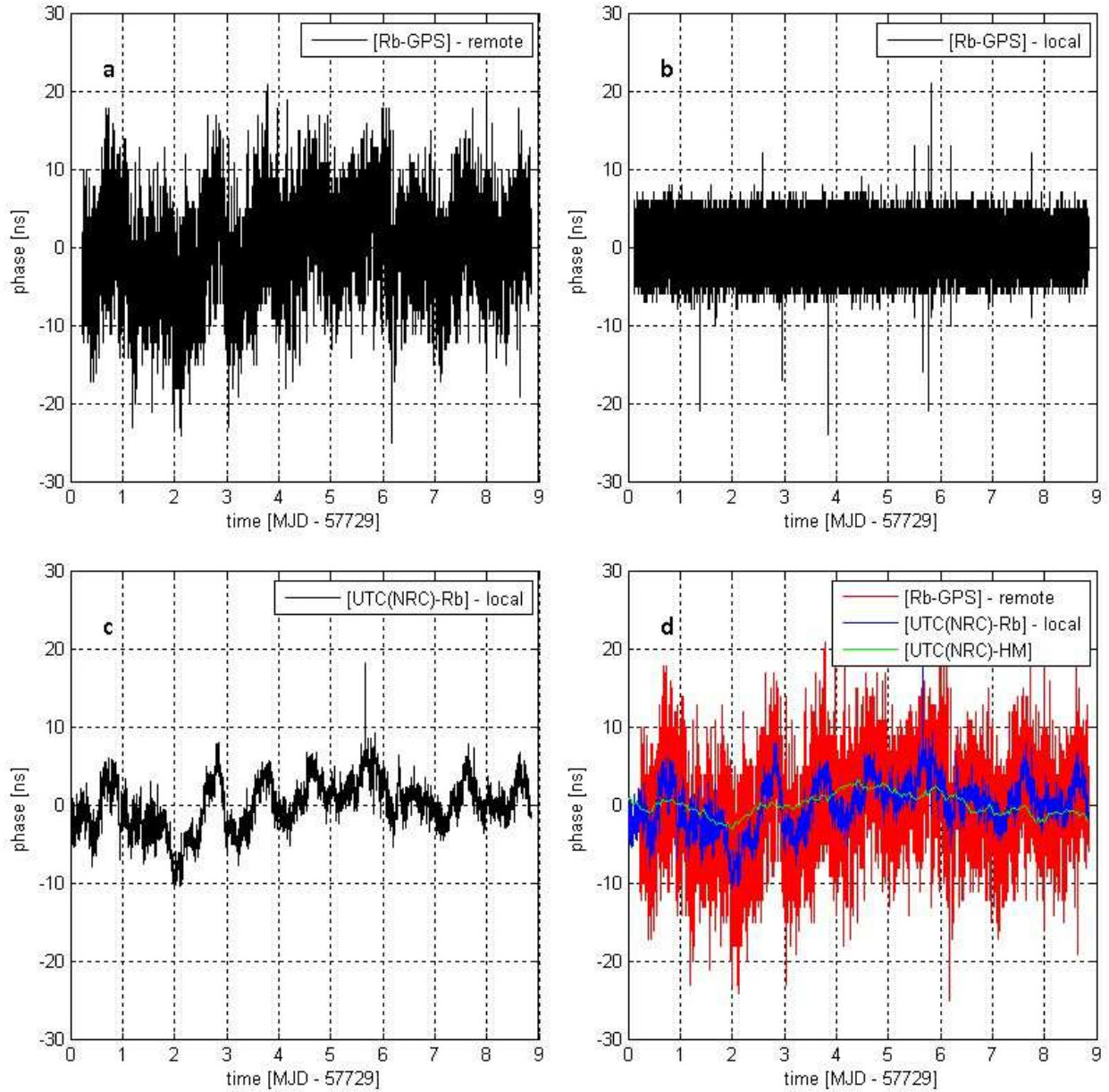


Figure 1. Time Interval counter measurement results of the NRC-RC offset from GPS time. (a) “remote” $[Rb_R - GPS_R]$ one data point every 5 seconds. (b) “local” $[Rb_L - GPS_L]$ one data point every 5 seconds. (c) “local” $[UTC(NRC) - Rb_L]$ one data point every 5 minutes. (d) $[Rb_R - GPS_R]$, $[UTC(NRC) - Rb_L]$ and $[UTC(NRC) - HM]$, where HM stands for hydrogen maser and is provided here as a reference measurement for $UTC(NRC)$. All data has arbitrary phase offsets applied for clarity. The measurements in (c) and $[UTC(NRC) - HM]$ in (d) represent an 11 second average measurements taken every 5 minutes.

In order to achieve time transfer accuracy within a few nanoseconds with respect to UTC(NRC), we calibrate internal delays for each individual component of the NRC-RC system, such as the 1PPS distribution system, the Time Interval Counter, and the GPS receiver 1PPS output. For GPS receivers it is important to use one standard configuration for all receivers at different NRC-RC sites to ensure optimal common view noise cancellation. Ideally the NRC-RC system should be calibrated with the GPS antenna that is used on site, but this is not always feasible due to specific site circumstances and accessibility issues. In these cases, in order to achieve the best uncertainty, the GPS output signal

should be calibrated using time transfer with a travelling caesium frequency standard (Cs). Using regular performance Cs we achieved time transfer uncertainty with a remote NRC-RC site of under ± 10 ns.

One important parameter for a remote time dissemination system is its hold over time. We use a high quality rubidium oscillator and we adjust its magnetic field setting to control the frequency and keep it close to UTC(NRC). When, for any technical reason, the GPS signal or the time transfer information from NRC main lab is unavailable or deemed unreliable by the NRC-RC algorithm, the Rb oscillator is allowed to free run for a period of time determined by its stability and the level of drift in UTC(NRC-RC) that is acceptable for the application. Figure 2 shows an example of the hold-over with respect to a caesium frequency standard, first when the Rb is being disciplined, and then when it is free running for a period of several days. The reference Cs had a fractional frequency offset from UTC(NRC) of $-3.08\text{e-}13$ and the corresponding linear phase drift was removed from the results presented in Figure 2 for clarity. The offset $[\text{Cs} - \text{Rb}_R]$ was evaluated from data collected between MJD = 57729 and 57740. During 24 hours of holdover, the Rb phase drifted by only 30 ns. After the Rb disciplining was switched back on at MJD = 57744.7 its phase offset returned immediately to the target value, bringing UTC(NRC-RC) to UTC(NRC). In future upgrades to the NRC-RC hardware, we plan to implement more fine adjustment capability to the Rb frequency and, therefore, achieve even smaller phase drift and longer holdover intervals.

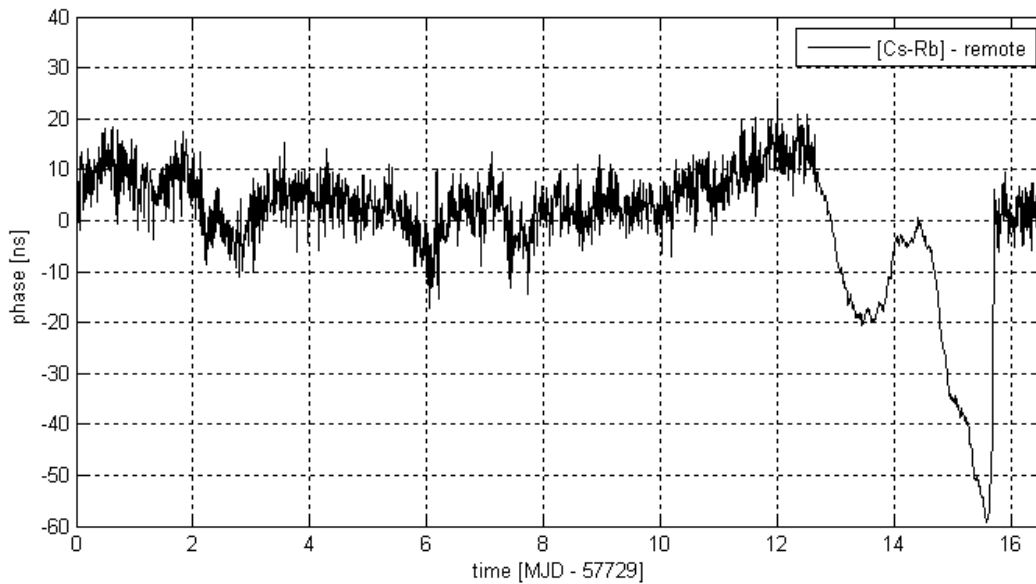


Figure 2. Time Interval Counter measurements of the offset of a reference Cs standard from the Rb oscillator that is being disciplined to UTC(NRC). Between MJD = 57741.65 and MJD = 57744.7, the Rb was free running. An arbitrary phase offset has been applied for clarity and a constant frequency offset of the reference Cs clock from UTC(NRC) was removed. The slow modulation of the measurement signal when the Rb is being disciplined is due to fluctuations in the reference Cs with respect to UTC(NRC).

The NRC-RC system can be used in a stationary setup or as a travelling calibration system. If the system needs to be restarted, it is important that the initialization time required to bring the system operating parameters within the specification range is short. If the site location has not been surveyed before and the GPS antenna coordinates are not known, several hours may be required by the GPS receiver used in the NRC-RC system to complete the self-survey and obtain accurate coordinates. We analyzed the receiver performance after the cold start and measured its 1PPS output signal offset from UTC(NRC). The results are shown in Figure 3. The GPS time 1PPS signal offset from UTC NRC is less than ± 10 ns of its fully surveyed value within 1 minute after start up. The site survey by the GPS receiver is completed after approximately 10000 seconds. It results in an improved signal to noise ratio as can be seen in the plot, but does not affect the time offset measurements significantly.

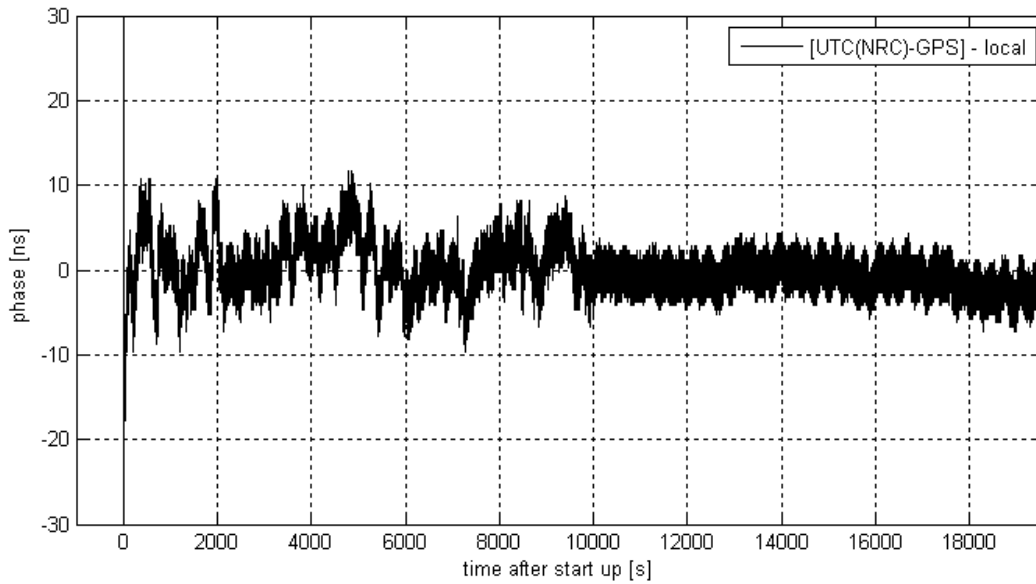


Figure 3. Time Interval Counter measurements of the offset of a GPS 1PPS output signal from UTC(NRC). The GPS receiver was restarted and within one minute its offset from UTC(NRC) was less than ± 10 ns. A constant phase offset value derived from GPS receiver calibration was added to the results. The measurements were taken every second.

Another important contributor to the start-up process is the Rb standard. Its frequency and 1PPS signal output time have to be adjusted based on the time transfer information. It is important to bring the frequency of the Rb close to UTC(NRC) as fast as possible, because it directly impacts the holdover time of the unit. In Figure 4 we show the Rb 1PPS signal offset from GPS receiver time and from the reference Cs standard following Rb start up. The Rb was restarted at MJD = 57764.778 and the corresponding spike can be seen in the $[Rb_R - GPS_R]$ data shown in Fig. 4(a). The $[Cs - Rb_R]$ data, shown in Fig. 4(b) that is being collected every 10 minutes doesn't show any phase jumps indicating immediate recovery of accurate time by the Rb after the start up. The curve shown in Fig. 4(c) represents the Rb frequency adjustment values. It can be seen that the frequency adjustment algorithm takes only 3 steps to bring Rb frequency to a stable value, in the current implementation of the Rb control algorithm. In the future we plan to modify the Rb control algorithm to shorten the frequency adjustment period after Rb start up to just a few minutes.

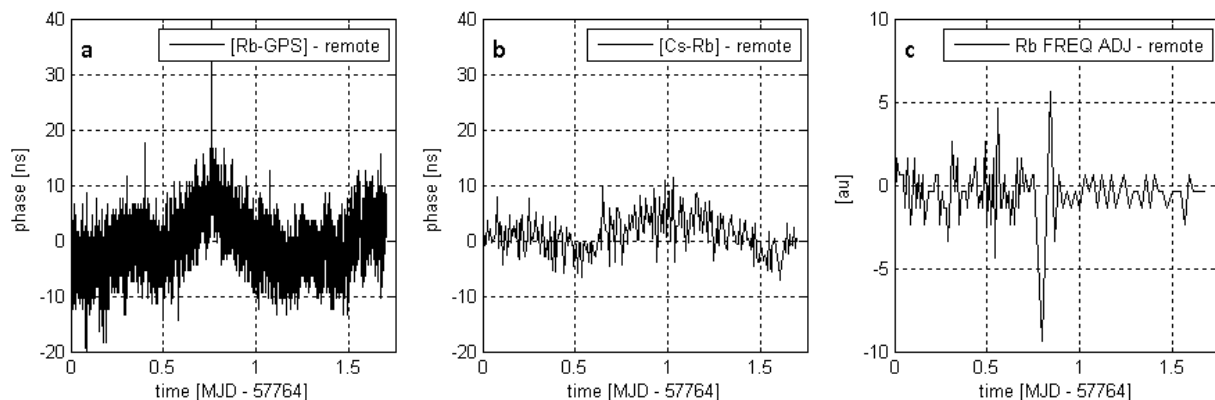


Figure 4. Rb initialization results. The Rb oscillator is disciplined to UTC(NRC) and it was restarted at 57764.778 (a) Time Interval Counter measurements of the Rb offset from the GPS 1PPS output signal. (b) Time Interval Counter measurements of the Rb offset from a reference Cs frequency standard. (c) Rb frequency stabilization after the restart.

to UTC(NRC), UTC and SI Proper Time Frequency. The use of the NRC-RC with each grandmaster of the client's PTP network, along with the continuous monitoring and analysis of the PTP performance of their clients' clocks, ensures the quality of the local network systems and provides the necessary evidence to demonstrate time synchronization to UTC for regulatory purposes, while guaranteeing sub-microsecond accuracy across the client's network and globally between different networks around the world.

REFERENCES

- [1] Lombardi, Michael A., et al. "Accurate, traceable, and verifiable time synchronization for world financial markets." *Journal of research of the National Institute of Standards and Technology* 121 (2016): 436-463.
- [2] Tavella, Patrizia, et al. "The Horizon 2020 DEMETRA project: DEMonstrator of EGNSS services based on Time Reference Architecture." *Metrology for Aerospace (MetroAeroSpace)*, 2015 IEEE. IEEE, 2015.