











Erratum: “VERTICO II: How HI-identified Environmental Mechanisms Affect the Molecular Gas in Cluster Galaxies” (2022, ApJ, 933, 10)

Nikki Zabel¹ , Toby Brown^{2,3} , Christine D. Wilson³ , Timothy A. Davis⁴, Luca Cortese^{5,6}, Laura C. Parker³,
Alessandro Boselli⁷ , Barbara Catinella^{5,6}, Ryan Chown³, Aeree Chung⁸ , Tirna Deb¹, Sara L. Ellison⁹,
María J. Jiménez-Donaire^{10,11}, Bumhyun Lee^{12,13}, Ian D. Roberts¹⁴, Kristine Spekkens¹⁵, Adam R. H. Stevens⁵, Mallory Thorp⁹ ,
Stephanie Tonnesen¹⁶ , and Vicente Villanueva¹⁷ 

¹ Kapteyn Astronomical Institute, University of Groningen P.O. Box 800, NL-9700 AV Groningen, The Netherlands; nikki.zabel@uct.ac.za

² Herzberg Astronomy and Astrophysics Research Centre, National Research Council of Canada, 5071 West Saanich Rd, Victoria, BC V9E 2E7, Canada

³ Department of Physics & Astronomy, McMaster University, 1280 Main Street W, Hamilton, ON L8S 4M1, Canada

⁴ School of Physics & Astronomy, Cardiff University, Queens Buildings, The Parade, Cardiff CF24 3AA, UK

⁵ International Centre for Radio Astronomy Research, The University of Western Australia, 35 Stirling Hwy, 6009 Crawley, WA, Australia

⁶ ARC Centre of Excellence for All Sky Astrophysics in 3 Dimensions (ASTRO 3D), Australia

⁷ Aix-Marseille Université, CNRS, CNES, LAM, Marseille, France

⁸ Department of Astronomy, Yonsei University, 50 Yonsei-ro, Seodaemun-gu, Seoul, 03722, Republic of Korea

⁹ Department of Physics & Astronomy, University of Victoria, Finnerty Road, Victoria, BC, V8P 1A1, Canada

¹⁰ Observatorio Astronómico Nacional (IGN), C/Alfonso XII, 3, E-28014 Madrid, Spain

¹¹ Centro de Desarrollos Tecnológicos, Observatorio de Yebes (IGN), E-19141 Yebes, Guadalajara, Spain

¹² Korea Astronomy and Space Science Institute, 776 Daedeokdae-ro, Yuseong-gu, Daejeon 34055, Republic of Korea

¹³ Kavli Institute for Astronomy and Astrophysics, Peking University, Beijing 100871, People's Republic of China

¹⁴ Leiden Observatory, Leiden University, P.O. Box 9513, 2300 RA Leiden, The Netherlands

¹⁵ Royal Military College of Canada, P.O. Box 17000, Station Forces, Kingston, ON K7K 7B4, Canada

¹⁶ CCA, Flatiron Institute, 162 5th Ave, New York, NY 10010, USA

¹⁷ Department of Astronomy, University of Maryland, College Park, MD 20742, USA

Received 2022 November 25; published 2023 January 10

1. Updated Table

In the published article the uncertainties in columns 10 and 12 of Table 1 are incorrect. The same is true for the values of def_{HI} for IC 3418 and VCC 1581 in column 10. The corrected Table 1 is provided here. As the correct values were used in the figures, this correction has no implications for the results and conclusions in the published article.



Original content from this work may be used under the terms of the [Creative Commons Attribution 4.0 licence](https://creativecommons.org/licenses/by/4.0/). Any further distribution of this work must maintain attribution to the author(s) and the title of the work, journal citation and DOI.

Table 1
Cold Gas Properties of the VERTICO Sample

Galaxy	R.A. (J2000)	Decl. (J2000)	v_{opt}	$\log M_*$	R_*	cl.	$\log M_{\text{HI}}$	$\text{def}_{\text{HI},R_*}$	$\text{def}_{\text{HI},M_*}$	$\log M_{\text{mol}}$	def_{H_2}
...	(km s^{-1})	(M_\odot)	(kpc)	...	(M_\odot)	(dex)	(dex)	(M_\odot)	(dex)
(1)	(2)	(3)	(4)	(5)	(6)	(7)	(8)	(9)	(10)	(11)	(12)
IC 3392	12 ^h 28 ^m 43 ^s .27	14°59'57" 48	1678	9.51 ± 0.1	8.6	III	7.63 ± 0.35	1.15 ± 0.12	1.50 ^{+0.34} _{-0.34}	8.73 ± 0.02	-0.13 ^{+0.02} _{-0.02}
IC 3418	12 ^h 29 ^m 43 ^s .92	11°24'16" 88	38	8.37	-	-	≤6.9	-	≥2.47	≤7.44	≥ - 0.003
NGC 4064	12 ^h 04 ^m 11 ^s .26	18°26'39" 12	1000	9.47 ± 0.1	18	III	7.6 ± 0.26	1.79 ± 0.2	1.50 ^{+0.26} _{-0.26}	8.41 ± 0.02	-0.22 ^{+0.02} _{-0.11}
NGC 4189	12 ^h 13 ^m 47 ^s .47	13°25'34" 68	1995	9.75 ± 0.1	9.6	0	8.75 ± 0.06	0.25 ± 0.04	0.63 ^{+0.09} _{-0.06}	8.69 ± 0.01	-0.24 ^{+0.07} _{-0.01}
NGC 4192	12 ^h 13 ^m 48 ^s .58	14°53'57" 12	-118	10.78 ± 0.1	57	IV	9.63 ± 0.04	0.51 ± 0.2	0.23 ^{+0.05} _{-0.05}	9.26 ± 0.01	0.37 ^{+0.2} _{-0.12}
NGC 4216	12 ^h 15 ^m 54 ^s .19	13°08'54" 96	30	10.91 ± 0.1	38	IV	9.25 ± 0.09	0.76 ± 0.2	0.70 ^{+0.09} _{-0.1}	8.96 ± 0.01	0.56 ^{+0.06} _{-0.19}
NGC 4222	12 ^h 16 ^m 22 ^s .56	13°18'25" 20	225	9.45 ± 0.2	15	0	8.81 ± 0.1	0.32 ± 0.04	0.28 ^{+0.1} _{-0.18}	8.06 ± 0.03	0.11 ^{+0.04} _{-0.31}
NGC 4254 ^a	12 ^h 18 ^m 49 ^s .68	14°25'05" 52	2453	10.52 ± 0.1	17	I	9.65 ± 0.04	-0.1 ± 0.02	-0.03 ^{+0.04} _{-0.08}	9.88 ± 0.00	-0.51 ^{+0.12} _{-0.02}
NGC 4293 ^a	12 ^h 21 ^m 13 ^s .47	18°23'03" 12	717	10.5 ± 0.1	19	III	7.43 ± 0.48	2.25 ± 0.2	2.16 ^{+0.48} _{-0.49}	8.86 ± 0.01	0.49 ^{+0.09} _{-0.02}
NGC 4294	12 ^h 21 ^m 17 ^s .81	11°30'39" 24	421	9.38 ± 0.1	17	I	9.21 ± 0.03	-0.11 ± 0.02	-0.18 ^{+0.04} _{-0.13}	7.75 ± 0.07	0.28 ^{+0.1} _{-0.2}
NGC 4298 ^a	12 ^h 21 ^m 33 ^s .12	14°36'19" 80	1122	10.11 ± 0.1	15	II	8.69 ± 0.08	0.41 ± 0.02	0.68 ^{+0.1} _{-0.18}	9.08 ± 0.01	-0.12 ^{+0.06} _{-0.05}
NGC 4299	12 ^h 21 ^m 40 ^s .71	11°30'06" 12	209	9.06 ± 0.1	8.6	I	9.04 ± 0.02	-0.43 ± 0.02	-0.72 ^{+0.53} _{-0.3}	7.58 ± 0.08	-0.38 ^{+0.17} _{-0.17}
NGC 4302	12 ^h 21 ^m 42 ^s .24	14°35'57" 12	1111	10.47 ± 0.1	26	II	9.17 ± 0.07	0.39 ± 0.02	0.41 ^{+0.07} _{-0.11}	9.09 ± 0.01	0.24 ^{+0.05} _{-0.02}
NGC 4321 ^a	12 ^h 22 ^m 54 ^s .77	15°49'33" 24	1579	10.71 ± 0.1	31	0	9.46 ± 0.02	0.35 ± 0.12	0.36 ^{+0.04} _{-0.02}	9.84 ± 0.00	-0.16 ^{+0.17} _{-0.01}
NGC 4330	12 ^h 23 ^m 16 ^s .95	11°22'04" 08	1567	9.63 ± 0.15	18	II	8.65 ± 0.1	0.8 ± 0.04	0.64 ^{+0.11} _{-0.1}	8.34 ± 0.03	-0.01 ^{+0.03} _{-0.04}
NGC 4351	12 ^h 24 ^m 01 ^s .30	12°12'15" 12	2388	9.37 ± 0.1	5.1	I	8.48 ± 0.06	0.23 ± 0.02	0.55 ^{+0.06} _{-0.14}	7.85 ± 0.04	0.14 ^{+0.11} _{-0.18}
NGC 4380	12 ^h 25 ^m 22 ^s .16	10°01'00" 12	935	10.11 ± 0.1	11	IV	8.1 ± 0.19	1.13 ± 0.2	1.27 ^{+0.2} _{-0.25}	8.59 ± 0.01	0.37 ^{+0.06} _{-0.05}
NGC 4383	12 ^h 25 ^m 25 ^s .47	16°28'11" 64	1663	9.44 ± 0.1	6.4	0	9.47 ± 0.05	-0.81 ± 0.2	-0.39 ^{+0.05} _{-0.07}	8.37 ± 0.02	-0.21 ^{+0.02} _{-0.17}
NGC 4388	12 ^h 25 ^m 46 ^s .61	12°39'46" 44	2538	10.07 ± 0.1	26	II	8.57 ± 0.26	1.16 ± 0.12	0.84 ^{+0.28} _{-0.3}	8.89 ± 0.01	0 ^{+0.1} _{-0.03}
NGC 4394	12 ^h 25 ^m 55 ^s .66	18°12'52" 20	772	10.34 ± 0.1	18	IV	8.64 ± 0.03	0.62 ± 0.2	0.90 ^{+0.07} _{-0.03}	7.98 ± 0.04	1.26 ^{+0.05} _{-0.04}
NGC 4396	12 ^h 25 ^m 59 ^s .66	15°40'10" 20	-115	9.36 ± 0.1	19	I	8.94 ± 0.08	0.3 ± 0.04	0.08 ^{+0.09} _{-0.15}	8.05 ± 0.04	-0.1 ^{+0.14} _{-0.17}
NGC 4402 ^a	12 ^h 26 ^m 07 ^s .34	13°06'45" 00	190	10.13 ± 0.1	26	II	8.57 ± 0.18	0.74 ± 0.12	0.82 ^{+0.19} _{-0.23}	9.10 ± 0.01	-0.1 ^{+0.04} _{-0.07}
NGC 4405	12 ^h 26 ^m 07 ^s .11	16°10'51" 60	1751	9.75 ± 0.1	8.3	III	7.65 ± 0.26	0.95 ± 0.2	1.73 ^{+0.27} _{-0.26}	8.27 ± 0.02	0.18 ^{+0.07} _{-0.02}
NGC 4419	12 ^h 26 ^m 56 ^s .35	15°02'51" 36	-228	10.06 ± 0.1	13	III	7.76 ± 0.63	1.37 ± 0.2	1.65 ^{+0.63} _{-0.63}	9.10 ± 0.00	-0.23 ^{+0.09} _{-0.02}
NGC 4424 ^a	12 ^h 27 ^m 11 ^s .69	09°25'14" 16	447	9.89 ± 0.1	11	II	8.28 ± 0.07	0.97 ± 0.2	1.14 ^{+0.1} _{-0.1}	8.31 ± 0.01	0.35 ^{+0.03} _{-0.06}
NGC 4450	12 ^h 28 ^m 29 ^s .23	17°05'04" 56	2048	10.7 ± 0.1	22	IV	8.45 ± 0.08	1.17 ± 0.2	1.35 ^{+0.09} _{-0.08}	8.67 ± 0.01	1 ^{+0.16} _{-0.03}
NGC 4457 ^a	12 ^h 28 ^m 59 ^s .02	03°34'14" 16	738	10.42 ± 0.1	12	III	8.29 ± 0.11	0.92 ± 0.2	1.29 ^{+0.13} _{-0.12}	9.02 ± 0.01	0.27 ^{+0.02} _{-0.03}
NGC 4501	12 ^h 31 ^m 59 ^s .33	14°25'10" 92	2120	11 ± 0.1	35	II	9.22 ± 0.06	0.58 ± 0.12	0.80 ^{+0.07} _{-0.07}	9.69 ± 0.00	-0.03 ^{+0.15} _{-0.05}
NGC 4522	12 ^h 33 ^m 39 ^s .72	09°10'26" 76	2332	9.66 ± 0.1	16	II	8.53 ± 0.13	0.86 ± 0.02	0.79 ^{+0.13} _{-0.13}	8.30 ± 0.02	0.06 ^{+0.02} _{-0.04}
NGC 4532	12 ^h 34 ^m 19 ^s .35	06°28'05" 52	2154	9.25 ± 0.1	8	0	9.29 ± 0.03	-0.06 ± 0.06	-0.25 ^{+0.12} _{-0.06}	8.25 ± 0.02	-0.58 ^{+0.15} _{-0.15}
NGC 4533	12 ^h 34 ^m 22 ^s .03	02°19'33" 24	1753	9.2 ± 0.1	9.6	-	8.43 ± 0.11	0.51 ± 0.04	0.59 ^{+0.13} _{-0.37}	6.94 ± 0.26	0.6 ^{+0.3} _{-0.3}
NGC 4535 ^a	12 ^h 34 ^m 20 ^s .26	08°11'53" 52	1973	10.49 ± 0.1	29	I	9.52 ± 0.02	0.41 ± 0.12	0.07 ^{+0.02} _{-0.1}	9.41 ± 0.01	-0.06 ^{+0.08} _{-0.02}
NGC 4536 ^a	12 ^h 34 ^m 27 ^s .12	02°11'16" 08	1894	10.19 ± 0.1	42	0	9.68 ± 0.02	0.16 ± 0.12	-0.26 ^{+0.03} _{-0.08}	9.35 ± 0.01	-0.24 ^{+0.01} _{-0.09}
NGC 4548 ^a	12 ^h 35 ^m 26 ^s .64	14°29'43" 80	498	10.65 ± 0.1	26	IV	8.81 ± 0.03	0.82 ± 0.12	0.96 ^{+0.04} _{-0.03}	8.99 ± 0.01	0.63 ^{+0.07} _{-0.09}
NGC 4561	12 ^h 36 ^m 08 ^s .14	19°19'21" 72	1441	9.09 ± 0.1	6.1	0	9.15 ± 0.03	-0.71 ± 0.02	-0.64 ^{+0.41} _{-0.46}	7.31 ± 0.19	-0.04 ^{+0.24} _{-0.24}
NGC 4567	12 ^h 36 ^m 33 ^s .07	11°15'29" 16	2213	10.25 ± 0.1	12	0	8.97 ± 0.03	0.13 ± 0.12	-0.27 ^{+0.03} _{-0.05}	8.84 ± 0.00	0.33 ^{+0.02} _{-0.02}
NGC 4568	12 ^h 36 ^m 34 ^s .34	11°14'21" 84	2260	10.47 ± 0.1	22	0	9.18 ± 0.05	0.38 ± 0.12	0.40 ^{+0.05} _{-0.1}	9.41 ± 0.00	-0.08 ^{+0.05} _{-0.02}
NGC 4569 ^a	12 ^h 36 ^m 50 ^s .12	13°09'55" 08	-220	10.86 ± 0.1	50	III	8.79 ± 0.1	1.47 ± 0.2	1.12 ^{+0.11} _{-0.11}	9.58 ± 0.00	-0.23 ^{+0.08} _{-0.19}
NGC 4579 ^a	12 ^h 37 ^m 43 ^s .44	11°49'05" 52	1627	10.92 ± 0.1	21	IV	8.75 ± 0.12	0.95 ± 0.2	1.20 ^{+0.12} _{-0.12}	9.31 ± 0.00	0.22 ^{+0.08} _{-0.17}
NGC 4580	12 ^h 37 ^m 48 ^s .38	05°22'06" 24	1227	9.94 ± 0.1	8.6	III	7.45 ± 0.34	1.53 ± 0.2	1.99 ^{+0.36} _{-0.35}	8.55 ± 0.01	0.17 ^{+0.03} _{-0.03}
NGC 4606	12 ^h 40 ^m 57 ^s .62	11°54'43" 56	1653	9.61 ± 0.1	13	III	7.4 ± 0.22	1.64 ± 0.2	1.86 ^{+0.23} _{-0.23}	8.14 ± 0.02	0.18 ^{+0.02} _{-0.02}
NGC 4607	12 ^h 41 ^m 12 ^s .39	11°53'09" 60	2284	9.64 ± 0.1	12	III	8.34 ± 0.16	0.82 ± 0.12	0.96 ^{+0.16} _{-0.16}	8.58 ± 0.01	-0.24 ^{+0.01} _{-0.03}

Table 1
(Continued)

Galaxy	R.A. (J2000)	Decl. (J2000)	v_{opt} (km s^{-1})	$\log M_*$ (M_{\odot})	R_* (kpc)	cl.	$\log M_{\text{HI}}$ (M_{\odot})	$\text{def}_{\text{HI},R_*}$ (dex)	$\text{def}_{\text{HI},M_*}$ (dex)	$\log M_{\text{mol}}$ (M_{\odot})	def_{H_2} (dex)
(1)	(2)	(3)	(4)	(5)	(6)	(7)	(8)	(9)	(10)	(11)	(12)
NGC 4651	12 ^h 43 ^m 42 ^s .72	16°23'37" 68	788	10.31 ± 0.1	13	0	9.61 ± 0.03	−0.3 ± 0.02	0.09 ^{+0.04} _{−0.03}	8.67 ± 0.01	−0.46 ^{+0.04} _{−0.01}
NGC 4654 ^a	12 ^h 43 ^m 56 ^s .76	13°07'32" 52	1035	10.26 ± 0.1	12	II	9.47 ± 0.03	0.12 ± 0.02	−0.01 ^{+0.03} _{−0.04}	9.33 ± 0.00	−0.15 ^{+0.03} _{−0.01}
NGC 4689 ^a	12 ^h 47 ^m 45 ^s .68	13°45'42" 12	1522	10.16 ± 0.1	19	IV	8.67 ± 0.05	0.68 ± 0.12	0.73 ^{+0.06} _{−0.12}	9.02 ± 0.01	0.04 ^{+0.01} _{−0.09}
NGC 4694 ^a	12 ^h 48 ^m 15 ^s .08	10°59'00" 60	1211	9.94 ± 0.1	19	II	8.4 ± 0.03	0.83 ± 0.2	1.03 ^{+0.12} _{−0.08}	8.23 ± 0.02	0.5 ^{+0.03} _{−0.04}
NGC 4698	12 ^h 48 ^m 22 ^s .99	08°29'15" 00	1032	10.49 ± 0.1	19	I	9.21 ± 0.03	0.02 ± 0.2	0.37 ^{+0.04} _{−0.1}	7.94 ± 0.10	1.4 ^{+0.12} _{−0.1}
NGC 4713	12 ^h 49 ^m 57 ^s .65	05°18'39" 60	631	9.31 ± 0.16	10	0	9.46 ± 0.03	−0.31 ± 0.04	−0.42 ^{+0.1} _{−0.03}	8.38 ± 0.02	−0.56 ^{+0.22} _{−0.24}
NGC 4772	12 ^h 53 ^m 29 ^s .12	02°10'06" 24	1042	10.18 ± 0.1	9.9	0	8.92 ± 0.06	0.15 ± 0.2	0.48 ^{+0.06} _{−0.11}	7.40 ± 0.27	1.7 ^{+0.27} _{−0.29}
NGC 4808	12 ^h 55 ^m 48 ^s .94	04°18'15" 12	738	9.63 ± 0.1	11	0	9.55 ± 0.03	−0.58 ± 0.04	−0.27 ^{+0.03} _{−0.04}	8.74 ± 0.01	−0.41 ^{+0.01} _{−0.03}
VCC 1581	12 ^h 34 ^m 45 ^s .30	06°18'02" 00	2039	8.47 ± 0.1	-	-	8.5 ± 0.04	−0.06 ± 0.06	0.62 ^{+0.36} _{−0.36}	≤6.84	≥0.69




Notes. Columns are (1) common name; (2) R.A. (J2000) of the galaxy optical center; (3) decl. (J2000) of the galaxy optical center; (4) optical heliocentric recession velocity; (5) stellar mass (see Section 3.2.1 in the published article); (6) optical radius, defined as the isodensity radius of the stellar mass distribution, where $\Sigma_* = 1 M_{\odot} \text{pc}^{-2}$ (see Section 3.2.1 in the published article); the uncertainty is dominated by the resolution of the stellar mass surface density maps, and therefore equals 0.3 kpc for all galaxies; (7) H I classification from VIVA (see Section 3.6 in the published article); (8) H I mass, from Table 3 in Chung et al. (2009); (9) H I deficiency, from Table 3 in Chung et al. (2009; see also Section 3.1 in the published article); (10) H I deficiency, calculated using the predicted H I mass from field galaxies at fixed stellar mass (see Section 3.1 in the published article); (11) molecular gas mass, from Table 2 in Brown et al. (2021); (12) molecular gas deficiency (see Section 3.2 in the published article). Columns (2)–(4) are drawn from the NASA/IPAC Extragalactic Database (NASA/IPAC Extragalactic Database (NED), 2019).

^a The ALMA observations of these galaxies are from the archive; see Section 2 in the published article for more details.

The authors thank Cecilia Bacchini for pointing out the errors in the table.

ORCID iDs

Nikki Zabel  <https://orcid.org/0000-0001-7732-5338>
Toby Brown  <https://orcid.org/0000-0003-1845-0934>
Christine D. Wilson  <https://orcid.org/0000-0001-5817-0991>
Alessandro Boselli  <https://orcid.org/0000-0002-9795-6433>
Aeree Chung  <https://orcid.org/0000-0003-1440-8552>

Mallory Thorp  <https://orcid.org/0000-0003-0080-8547>
Stephanie Tonnesen  <https://orcid.org/0000-0002-8710-9206>
Vicente Villanueva  <https://orcid.org/0000-0002-5877-379X>

References

- Brown, T., Wilson, C. D., Zabel, N., et al. 2021, *ApJS*, 257, 21
Chung, A., van Gorkom, J. H., Kenney, J. D. P., Crowl, H., & Vollmer, B. 2009, *AJ*, 138, 1741
NASA/IPAC Extragalactic Database (NED) 2019, NASA/IPAC Extragalactic Database (NED), IPAC, doi:[10.26132/NED1](https://doi.org/10.26132/NED1)